
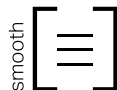
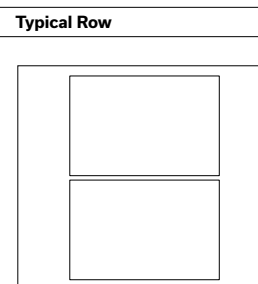


# City Slab

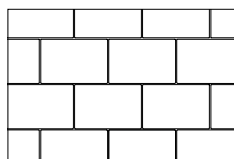


	Dimensions mm	Dimensions in.
	60 x 500 x 750	2 3/8 x 19 11/16 x 29 1/2
Weight/unit	52 kg	114 lb
Area/unit	0.38 m <sup>2</sup>	4.04 ft <sup>2</sup>
Area/layer	0.75 m <sup>2</sup>	8.07ft <sup>2</sup>
<b>Area/cube</b>	<b>9.00 m<sup>2</sup></b>	<b>12 Rows</b>
		<b>96.84 ft<sup>2</sup></b>
Qty/cube	24 units	24 units
Weight/cube	1270 kg	2800 lb

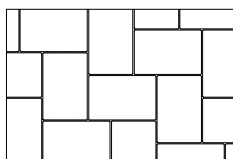
Code	Colour
	<b>Prestige</b>
12051210	Cameo Beige
	<b>Standard</b>
12059437	Alpine Grey
12059443	Sterling Grey
Sold by layer	
Split charges apply	
Production location St-Eustache	



## Laying Patterns



Linear



Herringbone

1 bag of sand covers approx. 147 ft<sup>2</sup>

## TECHNICAL INFORMATION

Product	Standard	Flexural Strength	Compressive Strength	De-icing salts freeze-thaw durability	Density	Absorption	Dimension Tolerance*
<b>City Slab</b>	CSA A231.1	±4.5 MPa	N/A	225 g/m <sup>2</sup> after 28 cycles 500 g/m <sup>2</sup> after 49 cycles	N/A	N/A	Length: -1.0 to +2.0 mm Width: -1.0 to +2.0 mm Height: ±3.0 mm

\* Concave or convex warpage in one dimension: up to and including 450 mm: 2.0 mm / over 450 mm: 3.00 mm

Cover snow removal tools with Teflon or neoprene protectors to minimize the risk of damage from scratches.  
Laying patterns are for design purposes only. Permacon shall not be responsible for excess or shortage of material. Given the weight of this Slab, it is highly recommended to use suction-based lifting equipment for handling and placement (avoid manual installation).  
This product can be installed on pedestals for a rooftop application. It can safely withstand a load of up to 300 kg.