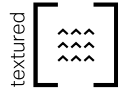




Lafitt Stone



- Unique pigmentation process, resulting in a product that maintains its colour year after year
- Hand chiselled texture reminiscent of stone
- Total design freedom: choice of large stone ratios; choice of stone ratios with enhanced texture; choice of colour ranges (elemental and duos)
- Modular formats = less cutting and waste = material savings
- Perfect complement to our bricks and several Permacon landscaping products

	SMALL-MEDIUM		LARGE
	Mtl./Bolton	Québec	
Weight per cube (kg)	1553	1535	1453
Rows per cube	7	8	7
Corner pieces	100%	100%	100%
Sq.ft. per row	12.98	11.22	11.49
Sq.ft. per cube	90.86	89.76	80.43



Oasis



Range Amboise Beige



Range Margaux Beige



Range Chambord Grey



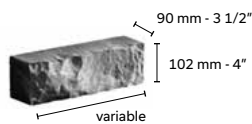
Range Newport Grey




Range Scandina Grey




Rockland Black



A




B




C (Sold separately)

LAFITT STONE


Laying Patterns



9 cubes of 4 in. (102 mm) and 7 in. (178 mm) for 1 cube of 11 1/2 in. (292 mm)

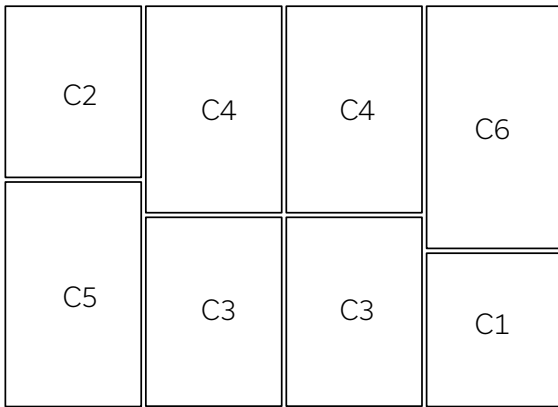


3 cubes of 4 in. (102 mm) and 7 in. (178 mm) for 1 cube of 11 1/2 in. (292 mm)

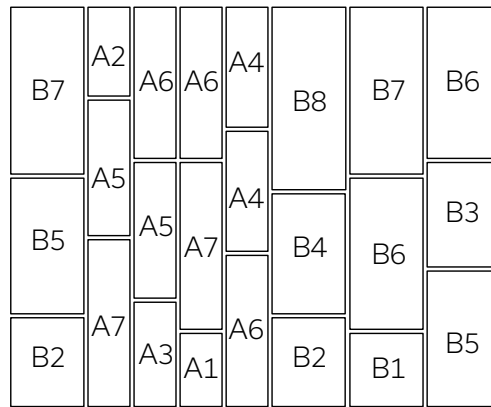


1 cube of 4 in. (102 mm) and 7 in. (178 mm) for 1 cube of 11 1/2 in. (292 mm)

Typical Rows

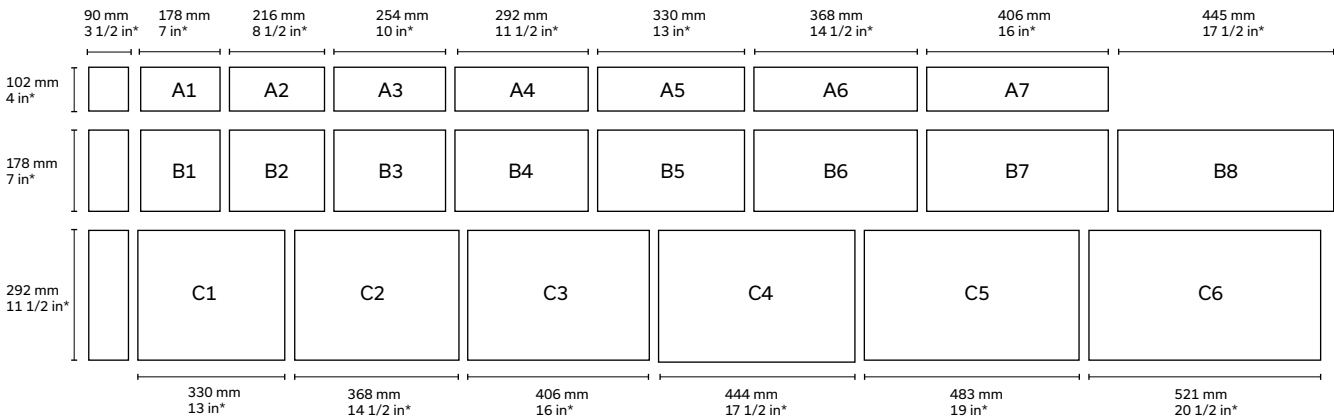


Large stones



Small and medium stones

Sizes - Stone cladding



* Actual dimensions. Allow a 1/2 in. - 13 mm mortar joint in order to obtain nominal dimensions.

Technical information

Product	Standard	Compressive Strength	Density	Absorption	Dimension Tolerance	Fire Resistance (CNB)
Laffitt Stone	CSA A165.1	15 MPa	A : Over 2000 kg/m ³	A : 175 kg/m ³	Thickness: ±2.0 mm Height: ±2.0 mm Length: ±3.0 mm	1.39 hours

LAFITT STONE AND LAFITT ALTO STONE



LAFITT ALTO Stone: 90% Range Scandina Grey + 10% Range Newport Grey



LAFITT ALTO Stone: 70% Range Chambord Grey + 25% Range Margaux Beige + 5% Rockland Black



LAFITT Stone: 50% Range Margaux Beige + 50% Range Newport Grey



LAFITT Stone: 50% Range Margaux Beige + 50% Range Chambord Grey



LAFITT Stone: 95% Range Newport Grey + 5% Rockland Black



LAFITT Stone: 95% Range Chambord Grey + 5% Rockland Black

A few colour combination ideas