


Eko Paver



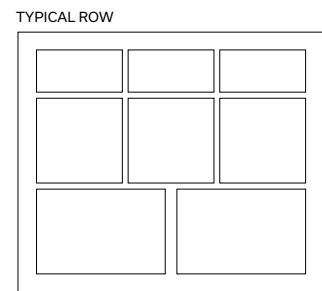
- Pedestrian - Designed to withstand pedestrian traffic
- Vehicular - Designed to withstand car traffic
- Techniseal** 1 bag of sand covers approx. 155 ft²

Eko Paver



	DIMENSIONS (MM)	DIMENSIONS (IN)
A	70 x 180 x 360	2 3/4 x 7 x 14 1/8
B	70 x 360 x 360	2 3/4 x 14 1/8 x 14 1/8
C	70 x 360 x 540	2 3/4 x 14 1/8 x 21 1/4
Weight/unit	28.87 kg	46 lb
Area/layer	0.97 m ²	10.46 ft ²
Area/cube	9.72 m² 10 Rows	104.6 ft²
Length/row	3.24 lin. m	10.63 lin. ft
Length/cube	32.4 lin. m	106.3 lin. ft
Weight/cube	1592 kg	3681 lb

CODES	COLOURS
10502891	Ash Grey Blend
10502278	Granite Blend
Production location Woodstock	

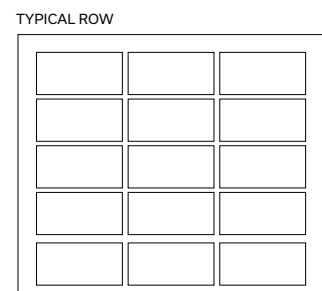


Eko Paver - Small Rectangle

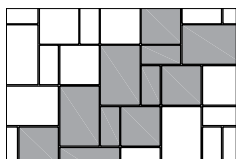


	DIMENSIONS (MM)	DIMENSIONS (IN)
	70 x 180 x 360	2 3/4 x 7 x 14 1/8
Weight/unit	10.43 kg	23 lb
Area/layer	0.97 m ²	10.46 ft ²
Area/cube	9.72 m² 10 Rows	104.6 ft²
Length/row	5.4 lin. m	17.7 lin. ft
Length/cube	54 lin. m	177.2 lin. ft
Weight/cube	1565 kg	3451 lb

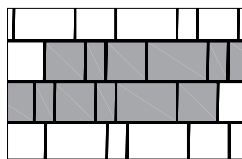
CODE	COLOUR
127000525	Sierra Black
Production location Woodstock	



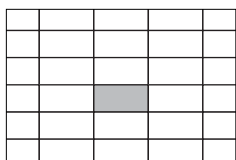
LAYING PATTERNS



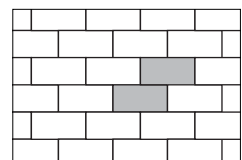
Modular - Eko



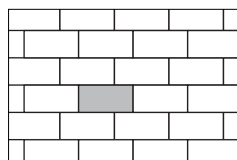
Linear - Eko



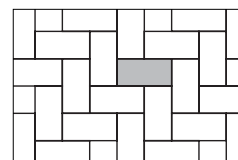
Checkerboard -
Eko Small Rectangle



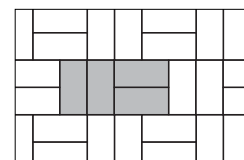
Running Bond -
Eko Small Rectangle



Offset 1/3 -
Eko Small Rectangle



Herringbone -
Eko Small Rectangle



Parquet -
Eko Small Rectangle

TECHNICAL INFORMATION

Product	Standard	Flexural Strength	Compressive Strength	De-icing salts freeze-thaw durability	Density	Absorption	Dimension Tolerance*
Eko Paver	CSA A231.2	N/A	μ 50 MPa ≥ 45 MPa	225 g/m ² after 28 cycles 500 g/m ² after 49 cycles	N/A	N/A	Length: -1.0 to +2.0 mm Width: -1.0 to +2.0 mm Height: ±3.0 mm

Cover snow removal tools with Teflon or neoprene protectors to minimize the risk of damage from scratches. Laying patterns are for design purposes only. Permacon shall not be responsible for excess or shortage of material. Given the weight of this paver, it is highly recommended to use suction-based lifting equipment for handling and placement (avoid manual installation).