



# Cardin Brick



- Size lowers overall costs (materials and installation)
- Uniform distribution of pigments throughout the brick that preserve their colour year after year rather than just on the surface

Weight per cube (kg)	1450
Rows per cube	8
Sq.ft. per row	11.25
Sq.ft. per cube*	90.01
Coverage	3.9 bricks
Qty per cube	352 bricks
90 mm x 79 mm x 257 mm	3 1/2" x 3 1/8" x 10 1/8"



Arctic White

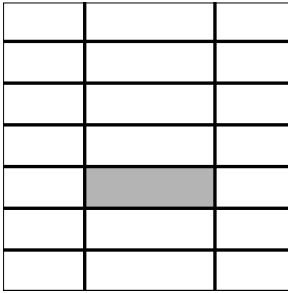


Blizzard

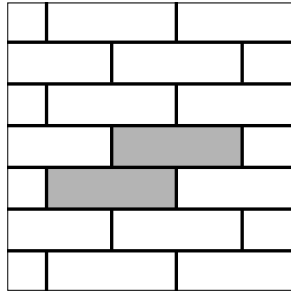


# CARDIN BRICK

## Laying Patterns

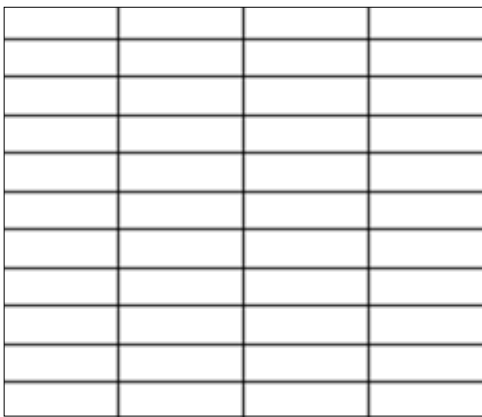


Stack Bond

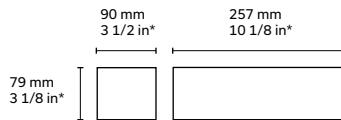


1/2 Running Bond

## Typical Layout



## Format



\* Actual dimensions. Allow a 3/8 in. - 10 mm mortar joint in order to obtain nominal dimensions.

## Technical information

Product	Standard	Compressive Strength	Density	Absorption	Dimension Tolerance	Fire Resistance (CNB)
<b>Cardin Brick</b>	CSA A165.2	25 MPa	> 2000 kg/m <sup>3</sup>	8%	Thickness: ±2.0 mm Height: ±2.0 mm Length: ±2.0 mm	1.39 hours