



# Lafitt Alto Stone



- Unique pigmentation process, resulting in a product that maintains its colour year after year
- Total design freedom: choice of large stone ratios; choice of stone ratios with enhanced texture; choice of colour ranges (elemental and duos)
- Modular formats = less cutting and waste = material savings

	SMALL-MEDIUM	LARGE
Weight per cube (kg)	1615	1512
Rows per cube	7	7
Corner pieces	100%	100%
Sq.ft. per row	12.98	11.49
Sq.ft. per cube	90.86	80.43

<b>A</b>	90 mm x 102 mm x var.	3 1/2" x 4" x var.
<b>B</b>	90 mm x 178 mm x var.	3 1/2" x 7" x var.
<b>C</b>	90 mm x 292 mm x var.	3 1/2" x 11 1/2" x var.

For a complete list of dimensions go to [permacon.ca](http://permacon.ca)



Range Margaux Beige



Range Chambord Grey



Range Newport Grey



Range Scandina Grey



Rockland Black



**A**




**B**




**C** (Sold separately)

# LAFITT ALTO STONE


## Laying Patterns



9 cubes of 4 in. (102 mm) and 7 in. (178 mm) for 1 cube of 11 1/2 in. (292 mm)

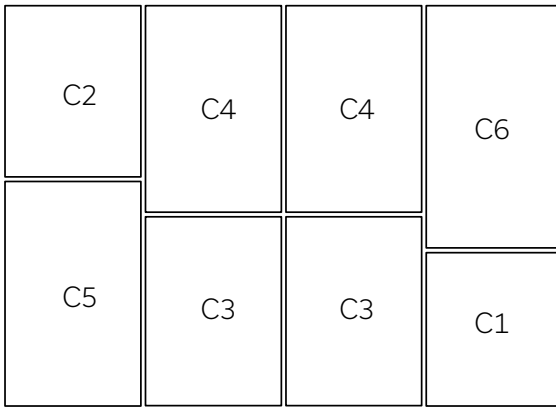


3 cubes of 4 in. (102 mm) and 7 in. (178 mm) for 1 cube of 11 1/2 in. (292 mm)

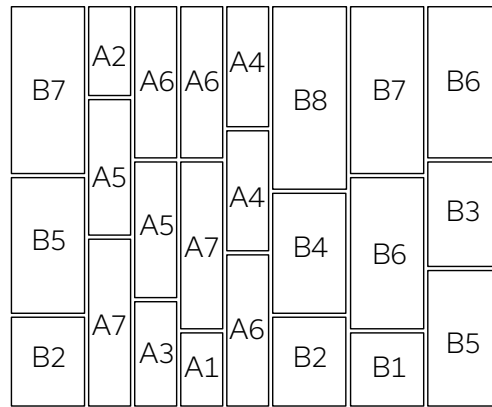


1 cube of 4 in. (102 mm) and 7 in. (178 mm) for 1 cube of 11 1/2 in. (292 mm)

## Typical Rows

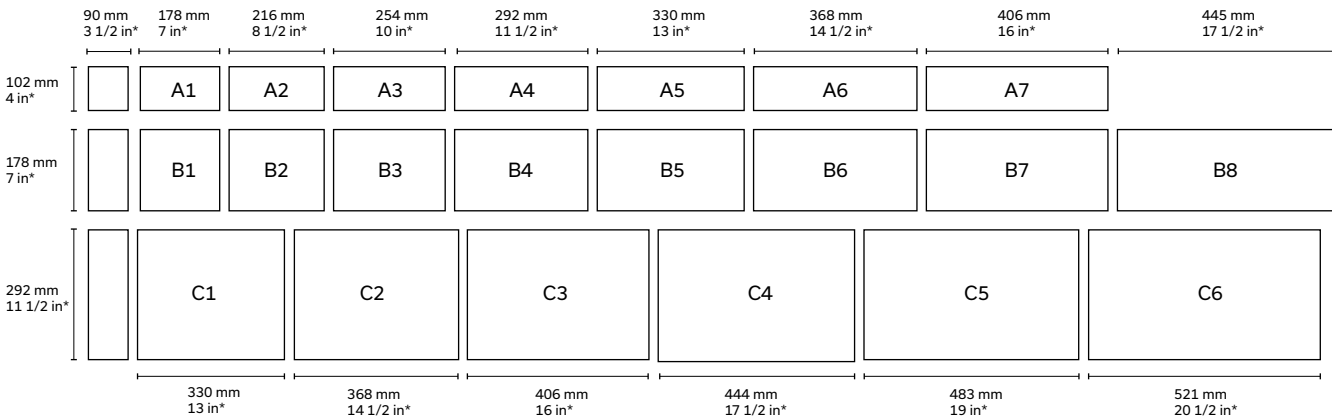


Large stones



Small and medium stones

## Sizes - Stone Cladding



\* Actual dimensions. Allow a 1/2 in. - 13 mm mortar joint in order to obtain nominal dimensions.

## Technical information

Product	Standard	Compressive Strength	Density	Absorption	Dimension Tolerance	Fire Resistance (CNB)
Lafitt Alto Stone	CSA A165.1	15 MPa	A : Over 2000 kg/m <sup>3</sup>	A : 175 kg/m <sup>3</sup>	Thickness: ±2.0 mm Height: ±2.0 mm Length: ±3.0 mm	1.39 hours

## LAFITT STONE AND LAFITT ALTO STONE



**LAFITT ALTO Stone:** 90% Range Scandina Grey + 10% Range Newport Grey



**LAFITT ALTO Stone:** 70% Range Chambord Grey + 25% Range Margaux Beige + 5% Rockland Black



**LAFITT Stone:** 50% Range Margaux Beige + 50% Range Newport Grey



**LAFITT Stone:** 50% Range Margaux Beige + 50% Range Chambord Grey



**LAFITT Stone:** 95% Range Newport Grey + 5% Rockland Black



**LAFITT Stone:** 95% Range Chambord Grey + 5% Rockland Black

A few colour combination ideas