



## Cardin Brick



- Size lowers overall costs (materials and installation)
- Uniform distribution of pigments throughout the brick that preserve their colour year after year rather than just on the surface

|                        |                           |
|------------------------|---------------------------|
| Weight per cube (kg)   | 1450                      |
| Rows per cube          | 8                         |
| Sq.ft. per row         | 11.25                     |
| Sq.ft. per cube*       | 90.01                     |
| Coverage               | 3.9 bricks                |
| Qty per cube           | 352 bricks                |
| <hr/>                  |                           |
| 90 mm x 79 mm x 257 mm | 3 1/2" x 3 1/8" x 10 1/8" |



Arctic White

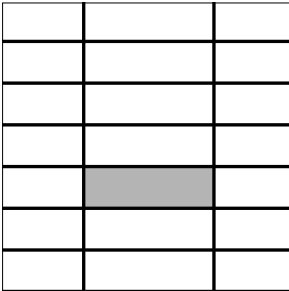


Blizzard

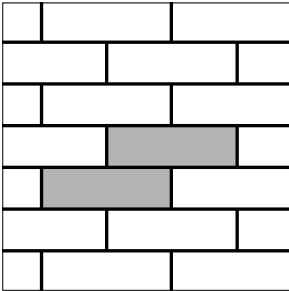


# CARDIN BRICK

## Laying Patterns

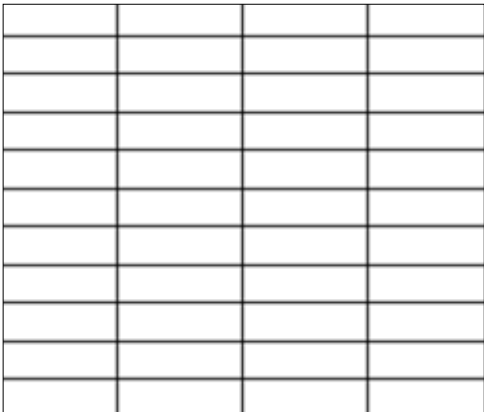


Stack Bond

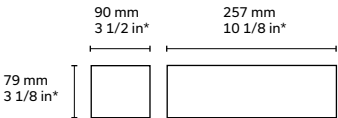


1/2 Running Bond

## Typical Layout



## Format



\* Actual dimensions. Allow a 3/8 in. - 10 mm mortar joint in order to obtain nominal dimensions.

## Technical information

| Product      | Standard   | Compressive Strength | Density                  | Absorption | Dimension Tolerance                                      | Fire Resistance (CNB) |
|--------------|------------|----------------------|--------------------------|------------|--|-----------------------|
| Cardin Brick | CSA A165.2 | 25 MPa               | > 2000 kg/m <sup>3</sup> | 8%         | Thickness: ±2.0 mm<br>Height: ±2.0 mm<br>Length: ±2.0 mm | 1.39 hours            |