



Aria Stone



- Allows for modular and linear installations
- Modular dimensions for reduced waste and easier installations
- Fully finished corners
- Perfect match to Melville pavers and slabs



Range Newport Grey



Blizzard



Heron



Rockland Black

	MIXED 3-HEIGHT	LARGE
Weight per cube (kg)	1508	1517
Rows per cube	7	7
Corner pieces	100%	100%
Sq.ft. per row	12.42	11.87
Sq.ft. per cube	86.94	83.09

A	90 mm x 60 mm x var.	3 1/2" x 2 3/8" x var.
B	90 mm x 102 mm x var.	3 1/2" x 4" x var.
C	90 mm x 172 mm x var.	3 1/2" x 6 3/4" x var.

For a complete list of dimensions go to permacon.ca



A



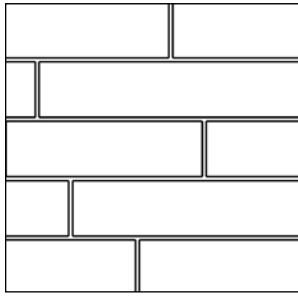
B



C (Also sold separately)

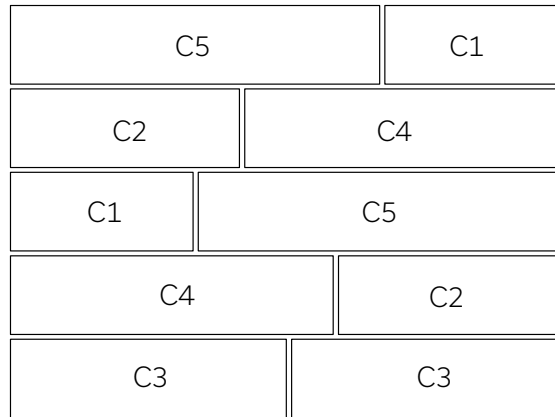
ARIA STONE - LARGE STONES

Suggested Laying Pattern



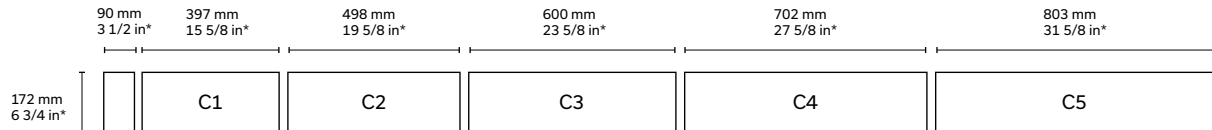
Linear

Typical Layout



Large stones

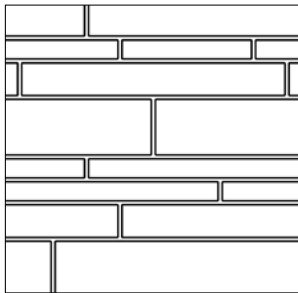
Sizes - Stone Cladding



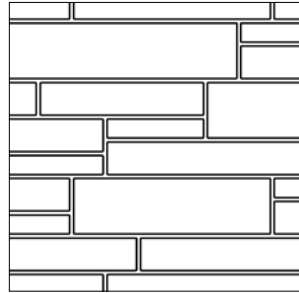
* Actual dimensions. Allow a 3/8 in. - 10 mm mortar joint in order to obtain nominal dimensions.
 Note : Units (C1 to C5) are not sold individually. They are only sold as per the typical layout indicated.

ARIA STONE - MIXED STONES

Suggested Laying Patterns

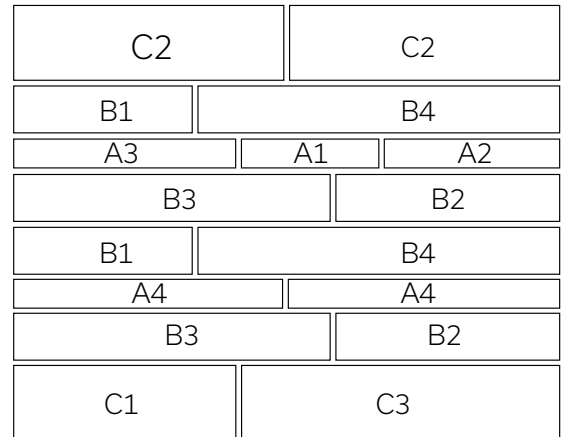


Random coursed



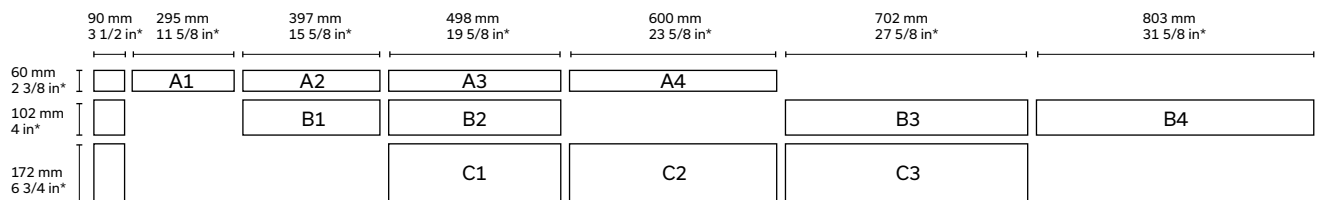
Ashlar pattern

Typical Layout



Mixed 3-height stones: small, medium and large

Sizes - Stone Cladding





* Actual dimensions. Allow a 3/8 in. - 10 mm mortar joint in order to obtain nominal dimensions.
 Note : Units (C1 to C5) are not sold individually. They are only sold as per the typical layout indicated.

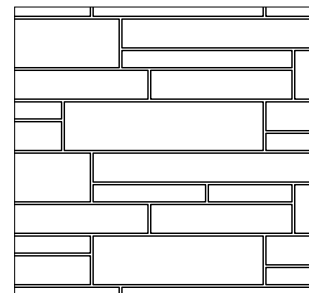

ARIA STONE - MIXED STONES (CONT'D)

Suggested Laying Patterns

Random coursed



Modular



For information purposes only. The pattern should be adapted to the existing rows on the pallet when installed.

Technical information

Product	Standard	Compressive Strength	Density	Absorption	Dimension Tolerance	Fire Resistance (CNB)
Aria Stone	CSA A165.1	15 MPa	A : Over 2000 kg/m ³	A : 175 kg/m ³	Thickness: ±2.0 mm Height: ±2.0 mm Length: ±3.0 mm	1.39 hours