



Lafitt Stone



- Unique pigmentation process, resulting in a product that maintains its colour year after year
- Total design freedom: choice of large stone ratios; choice of stone ratios with enhanced texture; choice of colour ranges (elemental and duos)
- Modular formats = less cutting and waste = material savings

	SMALL-MEDIUM	LARGE
Weight per cube (kg)	1553	1453
Rows per cube	7	7
Corner pieces	100%	100%
Sq.ft. per row	12.98	11.49
Sq.ft. per cube	90.86	80.43

A	90 mm x 102 mm x var.	3 1/2" x 4" x var.
B	90 mm x 178 mm x var.	3 1/2" x 7" x var.
C	90 mm x 292 mm x var.	3 1/2" x 11 1/2" x var.

For a complete list of dimensions go to permacon.ca



A



B



C (Sold separately)



Blizzard



Range Amboise Beige



Range Margaux Beige



Range Chambord Grey



Range Newport Grey



Range Scandina Grey




Rockland Black




Oasis

LAFITT STONE


Laying Patterns



9 cubes of 4 in. (102 mm) and 7 in. (178 mm) for 1 cube of 11 1/2 in. (292 mm)

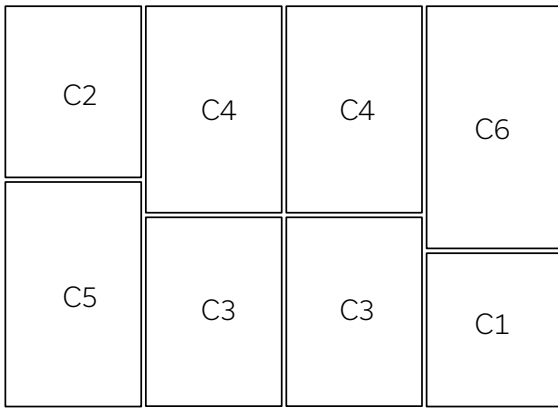


3 cubes of 4 in. (102 mm) and 7 in. (178 mm) for 1 cube of 11 1/2 in. (292 mm)

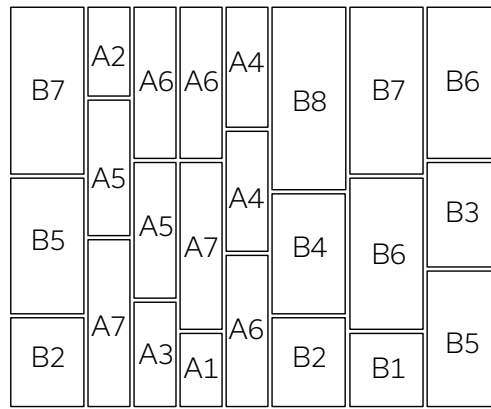


1 cube of 4 in. (102 mm) and 7 in. (178 mm) for 1 cube of 11 1/2 in. (292 mm)

Typical Rows

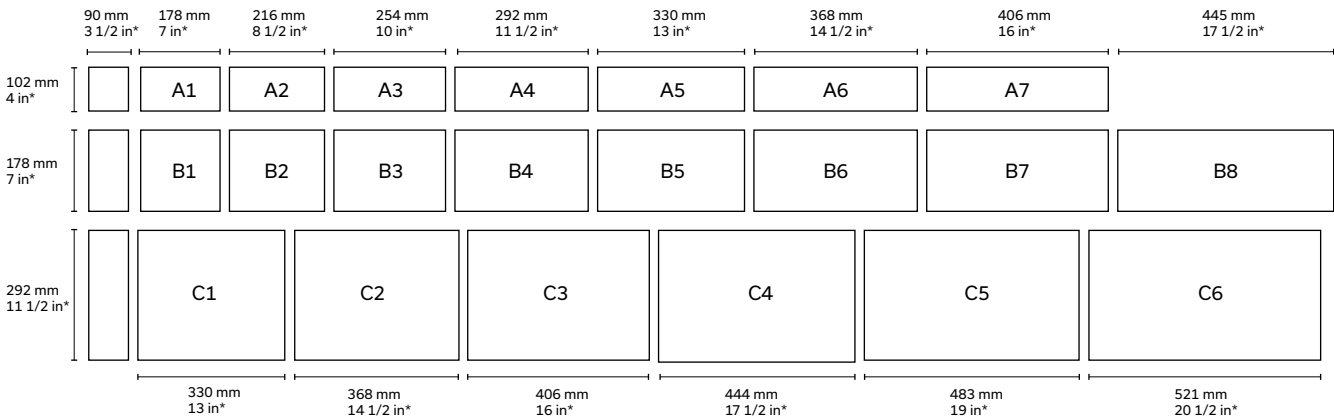


Large stones



Small and medium stones

Sizes - Stone Cladding



* Actual dimensions. Allow a 1/2 in. - 13 mm mortar joint in order to obtain nominal dimensions.

Technical information

Product	Standard	Compressive Strength	Density	Absorption	Dimension Tolerance	Fire Resistance (CNB)
Lafitt Stone	CSA A165.1	15 MPa	A : Over 2000 kg/m ³	A : 175 kg/m ³	Thickness: ±2.0 mm Height: ±2.0 mm Length: ±3.0 mm	1.39 hours

LAFITT STONE AND LAFITT ALTO STONE



LAFITT ALTO Stone: 90% Range Scandina Grey + 10% Range Newport Grey



LAFITT ALTO Stone: 70% Range Chambord Grey + 25% Range Margaux Beige + 5% Rockland Black



LAFITT Stone: 50% Range Margaux Beige + 50% Range Newport Grey



LAFITT Stone: 50% Range Margaux Beige + 50% Range Chambord Grey



LAFITT Stone: 95% Range Newport Grey + 5% Rockland Black



LAFITT Stone: 95% Range Chambord Grey + 5% Rockland Black

A few colour combination ideas