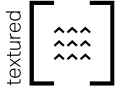


# Lafitt® Plus Capping and Step



## Capping

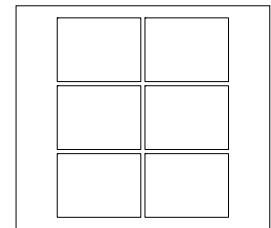


	Dimensions mm	Dimensions in.
	90 x 305 x 400	3 9/16 x 12 x 15 3/4
Weight/unit	26.97 kg	59.4 lb
Units/length	2.50 units/lin. m	0.76 unit/lin. ft
Length/row	2.40 lin. m	7.88 lin. ft
Length/cube	21.60 lin. m	70.88 lin. ft
<b>Qty/cube</b>	<b>54 units</b>	<b>9 Rows</b>
Weight/cube	1456 kg	3210 lb

Code	Colour
	<b>Standard</b>
16253731	Range Margaux Beige
16253724	Range Newport Grey
16253722	Range Scandina Grey
16253723	Rockland Black

Sold by piece  
Split charges apply  
Can be double stacked  
Production location Metcalfe

## Typical Row



## Step

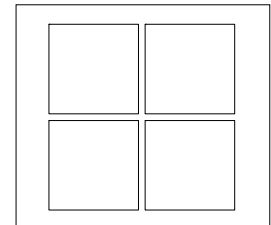


	Dimensions mm	Dimensions in.
	90 x 400 x 400	3 9/16 x 15 3/4 x 15 3/4
Weight/unit	35.69 kg	78.6 lb
Length/cube	14.40 lin. m	47.25 lin. ft
<b>Qty/cube</b>	<b>36 units</b>	<b>9 Rows</b>
Weight/cube	1285 kg	2830 lb

Code	Colour
	<b>Standard</b>
16253704	Range Margaux Beige
16253703	Range Newport Grey
16253702	Rockland Black
16253701	Range Scandina Grey

Sold by piece  
Split charges apply  
Can be double stacked  
Production location Metcalfe

## Typical Row



## TECHNICAL INFORMATION

Product	Standard	Flexural Strength	Compressive Strength	De-icing salts freeze-thaw durability	Density	Absorption	Dimension Tolerance*
<b>Lafitt Plus Capping</b>	ASTM C 1372	N/A	20.7 MPa	N/A	2000 kg/m <sup>2</sup>	10.4%	Length: ±3.2 mm Width: ±3.2 mm Height: ±3.2 mm
<b>Lafitt Plus Step</b>	N/A	N/A	35 MPa	500 g/m <sup>2</sup>	2250 kg/m <sup>3</sup>	5%	Length: ±2.0 mm Width: ±2.0 mm Height: -2.0 to +1.0 mm

Additional details specific to this product are available by consulting our landscaping installation guide on our website