


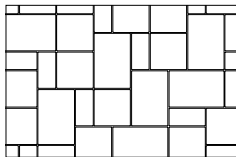


Melville® 60 and Melville® 60 DuraFusion Slabs

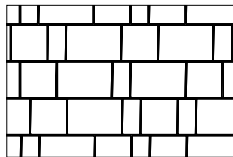


	Dimensions mm	Dimensions in.	Code	Colour	Typical Row
  	A	60 x 190 x 380	2 3/8 x 7 1/2 x 15		
	B	60 x 380 x 380	2 3/8 x 15 x 15		
	C	60 x 380 x 570	2 3/8 x 15 x 22 7/16		
	Weight/unit (avg.)	19 kg	42 lb		
	Unit/area (avg.)	0.14 unit/m ²	1.46 units/ft ²		
	Area/layer	1.08 m ²	11.66 ft ²		
	Area/cube	10.80 m²	10 Rows	116.60 ft²	
	Qty/cube	80 units	80 units		
	Weight/cube	1538 kg	3391 lb		
DuraFusion					
	12051953	Marbella (2)			
	12051954	Silverstone (2)			
	12051955	Hickory (2)			
Prestige					
	12053046	Range Amber Beige (1)			
	12052734	Range Margaux Beige (1)			
	12052104	Range Chambord Grey (1)			
	12052365	Range Scandina Grey (1)			
Standard					
	12053045	Range Shaded Grey (1)			
	12052733	Range Newport Grey (1)			

Laying Patterns



Modular



Linear

1 bag of sand covers approx. 155 ft²

TECHNICAL INFORMATION

Product	Standard	Flexural Strength	Compressive Strength	De-icing salts freeze-thaw durability	Density	Absorption	Dimension Tolerance*
Melville 60 Slab	CSA A231.1	±4.5 MPa	N/A	225 g/m ² after 28 cycles 500 g/m ² after 49 cycles	N/A	N/A	Length: -1.0 to +2.0 mm Width: -1.0 to +2.0 mm Height: ±3.0 mm

* Concave or convex warpage in one dimension: up to and including 450 mm: 2.0 mm / over 450 mm: 3.00 mm

Cover snow removal tools with Teflon or neoprene protectors to minimize the risk of damage from scratches. Laying patterns are for design purposes only. Permacon shall not be responsible for excess or shortage of material.