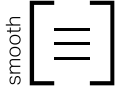


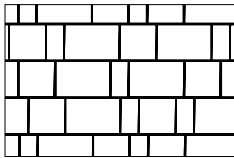
Melville® 80 and Melville® 80 DuraFusion Pavers



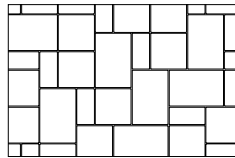
	Dimensions mm	Dimensions in.	Code	Colour	Typical Row
	A	80 x 190 x 380	3 1/8 x 7 1/2 x 15	DuraFusion	
	B	80 x 380 x 380	3 1/8 x 15 x 15	10554893	Marbella (2)
	C	80 x 380 x 570	3 1/8 x 15 x 22 7/16	10555066	Silverstone (2)
	Weight/unit (avg.)	27 kg	59 lb	10555067	Hickory (2)
	Unit/area (avg.)	7.39 units/m ²	0.69 unit/ft ²	Prestige	
	Area/layer	1.08 m ²	11.66 ft ²	10550869	Range Amber Beige (1)
	Area/cube	8.64 m²	8 Rows	10550447	Range Margaux Beige (1)
	Length/row	3.04 lin. m	9.97 lin. ft	10554764	Range Chambord Grey (1)
	Length/cube	24.32 lin. m	79.79 lin. ft	10550446	Range Scandina Grey (1)
	Weight/cube	1716 kg	3783 lb	Standard	
			10550868	Range Shaded Grey (1)	
			10550558	Range Newport Grey (1)	

Sold in full cubes only
Can be double stacked
Production:
Cambridge (1)
Durafusion - Metcalfe (2)

Laying Patterns



Linear



Herringbone

1 bag of sand covers approx. 116 ft²

TECHNICAL INFORMATION

Product	Standard	Flexural Strength	Compressive Strength	De-icing salts freeze-thaw durability	Density	Absorption	Dimension Tolerance*
Melville 80 and DuraFusion Paver	CSA A231.2	N/A	μ 50 MPa ≥ 45 MPa	225 g/m ² after 28 cycles 500 g/m ² after 49 cycles	N/A	N/A	Length: -1.0 to +2.0 mm Width: -1.0 to +2.0 mm Height: ±3.0 mm

Joint sand compaction: Cover vibrating plate with a removable rubber tread (neoprene or polypropylene).
Cover snow removal tools with Teflon or neoprene protectors to minimize the risk of damage from scratches. Laying patterns are for design purposes only. Permacon shall not be responsible for excess or shortage of material.