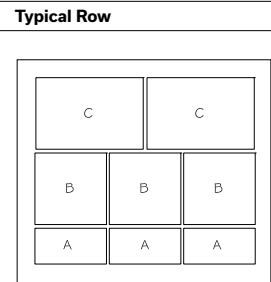


# Mondrian® Plus 50 Slab

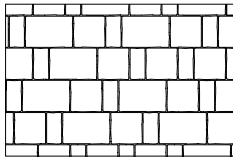


		Dimensions mm	Dimensions in.
A	A	50 x 190 x 380	2 x 7 1/2 x 15
	B	50 x 380 x 380	2 x 15 x 15
	C	50 x 380 x 570	2 x 15 x 22 7/16
B	Weight/unit (avg.)	16 kg	35 lb
	Area/unit (avg.)	0.14 m <sup>2</sup>	1.45 ft <sup>2</sup>
C	Area/layer	1.08 m <sup>2</sup>	11.66 ft <sup>2</sup>
	<b>Area/cube</b>	<b>10.80 m<sup>2</sup></b>	<b>10 Rows</b>
	Qty/cube	A = 30	B-30 C = 20
	Weight/cube	1288 kg	2833 lb

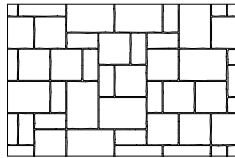
Code	Colour
	<b>Prestige</b>
12052842	Range Margaux Beige
	<b>Standard</b>
12052843	Range Norvick Grey
12052841	Range Newport Grey
Sold in full cubes	
Production location Metcalfe	



## Laying Patterns



Linear



Modular

1 bag of sand covers approx. 186 ft<sup>2</sup>

## TECHNICAL INFORMATION

Product	Standard	Flexural Strength	Compressive Strength	De-icing salts freeze-thaw durability	Density	Absorption	Dimension Tolerance*
<b>Mondrian Plus 50 Slab</b>	CSA A231.1	±4.5 MPa	N/A	225 g/m <sup>2</sup> after 28 cycles 500 g/m <sup>2</sup> after 49 cycles	N/A	N/A	Length: -1.0 to +2.0 mm Width: -1.0 to +2.0 mm Height: ±3.0 mm

\* Concave or convex warpage in one dimension: up to and including 450 mm: 2.0 mm / over 450 mm: 3.00 mm

Cover snow removal tools with Teflon or neoprene protectors to minimize the risk of damage from scratches. Laying patterns are for design purposes only. Permacon shall not be responsible for excess or shortage of material.