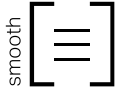
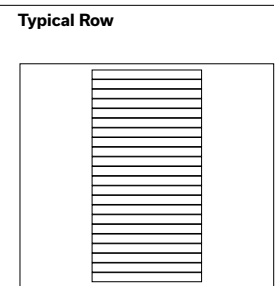


SmartCast® Reflect Slab

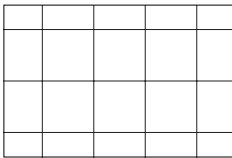


	Dimensions mm	Dimensions in.
	50 x 600 x 600	2 x 23 5/8 x 23 5/8
Weight/unit	42.23 kg	93 lb
Unit/area	-	3.87 ft ²
Area/cube	-	85.10 ft ²
Qty/cube	22 units	22 units
Weight/cube	929 kg	2046 lb


Code	Colour
12050108	White
Production location Cambridge	



Laying Pattern



Checkerboard



Offset 1/2

TECHNICAL INFORMATION

Product	Standard	Flexural Strength	Compressive Strength	De-icing salts freeze-thaw durability	Density	Absorption	Dimension Tolerance*
SmartCast Reflect Slab	CSA A231.1	±4.5 MPa	N/A	225 g/m ² after 28 cycles 500 g/m ² after 49 cycles	N/A	N/A	Length: -1.0 to +2.0 mm Width: -1.0 to +2.0 mm Height: ±3.0 mm

* Concave or convex warpage in one dimension: up to and including 450 mm: 2.0 mm / over 450 mm: 3.00 mm

Laying patterns are for design purposes only. Permacon shall not be responsible for excess or shortage of material. Compatible with pedestal systems. Smart Cast Reflect meets SRI for LEED.