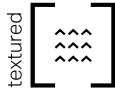


Valentia Step



Solid Step



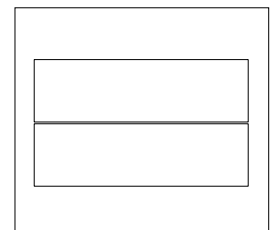
w

	Dimensions mm	Dimensions in.
	175 x 350 x 1200	6.89 x 13.78 x 47.24
Weight/unit	183.4 kg	404.4 lb
Qty/cube	6 units	6 units
Weight/cube	1100.4 kg	2431.9 lb

Code	Colour
	Standard
10503269	Sorrento
10507862	Sierra Black

Sold in full cubes only
Production location Cambridge

Typical Row



Terrace Step

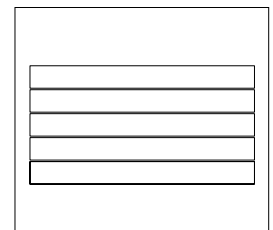


	Dimensions mm	Dimensions in.
	150 x 500 x 1500	5.91 x 19.69 x 59.06
Weight/unit	129.20 kg	284.80 lb
Qty/cube	5 units	5 units
Weight/cube	646 kg	1424 lb

Code	Colour
	Standard
10500972	Sorrento
10507863	Sierra Black

Sold in full cubes only
Production location Cambridge

Typical Row



Laid on their side

TECHNICAL INFORMATION

Product	Standard	Flexural Strength	Compressive Strength	De-icing salts freeze-thaw durability	Density	Absorption	Dimension Tolerance*
Valentia Step	N/A	N/A	35 MPa	500 g/m ²	2250 kg/m ³	5%	Length: ±2.0 mm Width: ±2.0 mm Height: -2.0 to +1.0 mm

Additional details: See our landscaping installation guide on our website.