

Vario™ Wall



Walls

90 mm

A



B



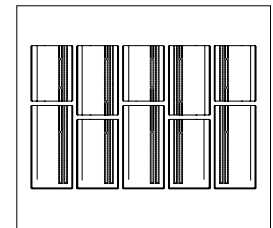
C



	Dimensions mm	Dimensions in.
A	90 x 238 x 317.5	3 9/16 x 9 3/8 x 12 1/2
B	90 x 238 x 397	3 9/16 x 9 3/8 x 15 5/8
C	90 x 238 x 476.5	3 9/16 x 9 3/8 x 18 3/4
Weight/unit (avg.)	20 kg	44 lb
Area/layer	0.36 m ²	3.84 ft ²
Area/cube	2.85 m²	8 Rows
Length/cube	31.76 lin. m	104.16 lin. ft
Weight/cube	1517 kg	3346 lb

Code	Colour
Standard	
16251288	Range Amber Beige
16251286	Range Newport Grey
16251287	Range Scandina Grey
Full bundle only Can be double stacked Production location Cambridge	

Typical Row



180 mm

A



B



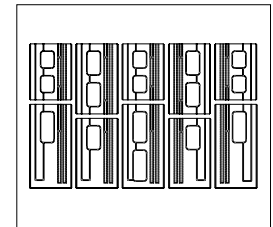
C




	Dimensions mm	Dimensions in.
A	180 x 238 x 317.5	7 x 9 3/8 x 12 1/2
B	180 x 238 x 397	7 x 9 3/8 x 15 5/8
C	180 x 238 x 476.5	7 x 9 3/8 x 18 3/4
Weight/unit (avg.)	31 kg	70 lb
Area/layer	0.71 m ²	7.69 ft ²
Area/cube	3.55 m²	5 Rows
Length/cube	19.85 lin. m	65.10 lin. ft
Weight/cube	1506 kg	3321 lb

Code	Colour
Standard	
16251289	Range Amber Beige
16251060	Range Newport Grey
16251399	Range Scandina Grey
Full bundle only Can be double stacked Production location Cambridge	

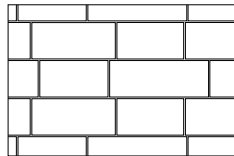
Typical Row



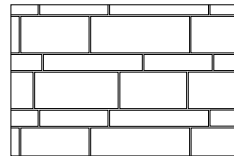
Laying Patterns



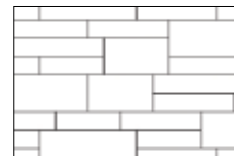
Linear
100% Vario 90



Linear
100% Vario 180



Linear
50% Vario 90 and 50% Vario 180



Modular
50% Vario 90 and 50% Vario 180

TECHNICAL INFORMATION

Product	Standard	Flexural Strength	Compressive Strength	De-icing salts freeze-thaw durability	Density	Absorption	Dimension Tolerance*
Vario Wall	ASTM C 1372	N/A	20.7 MPa	N/A	2000 kg/m ³	10.4%	Length: ±3.2 mm Width: ±3.2 mm Height: ±3.2 mm