

Vario™ Wall



Walls

90 mm

A



B



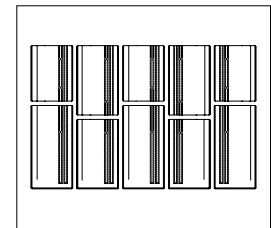
C



	Dimensions mm	Dimensions in.
A	90 x 238 x 317.5	3 9/16 x 9 3/8 x 12 1/2
B	90 x 238 x 397	3 9/16 x 9 3/8 x 15 5/8
C	90 x 238 x 476.5	3 9/16 x 9 3/8 x 18 3/4
Weight/unit (avg.)	20 kg	44 lb
Area/layer	0.36 m ²	3.84 ft ²
Area/cube	2.85 m²	8 Rows
Length/cube	31.76 lin. m	104.16 lin. ft
Weight/cube	1517 kg	3346 lb

Code	Colour
Standard	
16251288	Range Amber Beige
16251286	Range Newport Grey
16251287	Range Scandina Grey
Full bundle only Can be double stacked Production location Cambridge	

Typical Row



180 mm

A



B



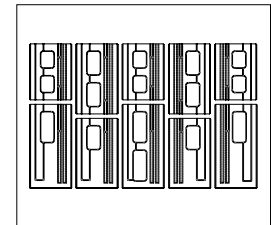
C




	Dimensions mm	Dimensions in.
A	180 x 238 x 317.5	7 x 9 3/8 x 12 1/2
B	180 x 238 x 397	7 x 9 3/8 x 15 5/8
C	180 x 238 x 476.5	7 x 9 3/8 x 18 3/4
Weight/unit (avg.)	31 kg	70 lb
Area/layer	0.71 m ²	7.69 ft ²
Area/cube	3.55 m²	5 Rows
Length/cube	19.85 lin. m	65.10 lin. ft
Weight/cube	1506 kg	3321 lb

Code	Colour
Standard	
16251289	Range Amber Beige
16251060	Range Newport Grey
16251399	Range Scandina Grey
Full bundle only Can be double stacked Production location Cambridge	

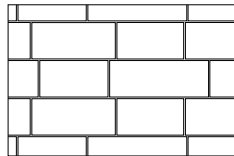
Typical Row



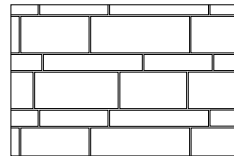
Laying Patterns



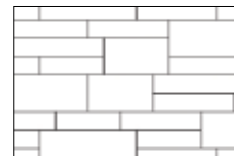
Linear
100% Vario 90



Linear
100% Vario 180



Linear
50% Vario 90 and 50% Vario 180





Modular
50% Vario 90 and 50% Vario 180

TECHNICAL INFORMATION

Product	Standard	Flexural Strength	Compressive Strength	De-icing salts freeze-thaw durability	Density	Absorption	Dimension Tolerance*
Vario Wall	ASTM C 1372	N/A	20.7 MPa	N/A	2000 kg/m ³	10.4%	Length: ±3.2 mm Width: ±3.2 mm Height: ±3.2 mm

Wallstone 12 inch Capping



	Dimensions mm	Dimensions in.	Code	Colour	Typical Row
	100 x 200 x 300	3 15/16 x 7 7/8 x 11 13/16		Standard	
Weight/unit	13.10 kg	28.90 lb	16259305	Desert Grey Blend	
Units/length	-	3.1 units/ft ²	16259306	Granite Blend	
Length/row	-	106.30 lin. ft	Sold by 18 pieces Split charges apply Production location Cambridge		
Qty/cube	108 units	108 units			
Weight/cube	1433 kg	3159 lb			



TECHNICAL INFORMATION

Product	Standard	Flexural Strength	Compressive Strength	De-icing salts freeze-thaw durability	Density	Absorption	Dimension Tolerance*
Wallstone 12-inch Capping	ASTM C 1372	N/A	20.7 MPa	N/A	2000 kg/m ²	10.4%	Length: ±3.2 mm Width : ±3.2 mm Height: ±3.2 mm

Capping and Steps

Wedgestone Capping



	Dimensions mm	Dimensions in.	Code	Colour	Typical Row
	100 x 200 x 231 / 153	3 15/16 x 7 7/8 x 9 3/32 / 6		Standard	
Weight/unit	8.35 kg	18.40 lb	16259328	Desert Grey Blend	
Length/cube	-	113.60 lin. ft	16259329	Granite Blend	
Qty/cube	150 units	150 units	Sold by 25 pieces Split charges apply Production location Cambridge		
Weight/cube	1390 kg	3064 lb			

TECHNICAL INFORMATION

Product	Standard	Flexural Strength	Compressive Strength	De-icing salts freeze-thaw durability	Density	Absorption	Dimension Tolerance*
Wedgestone Capping	ASTM C 1372	N/A	20.7 MPa	N/A	2000 kg/m ²	10.4%	Length: ±3.2 mm Width : ±3.2 mm Height: ±3.2 mm