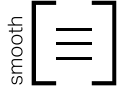

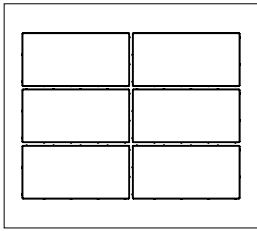



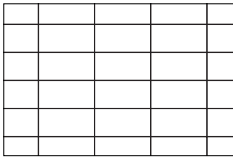


# Esbelto® DuraFusion Paver




	Dimensions mm	Dimensions in.	Code	Colour	Typical Row
	80 x 305 x 610	3 1/8 x 12 x 24	<b>DuraFusion</b>		
Weight/unit	37 kg	81 lb	10551027	Marbella 	
Unit/area	5.382 units/m <sup>2</sup>	0.50 unit/ft <sup>2</sup>	10551024	Silverstone 	
Area/layer	1.11 m <sup>2</sup>	12.00 ft <sup>2</sup>	10550536	Hickory 	
<b>Area/cube</b>	<b>8.88 m<sup>2</sup></b>	<b>8 Rows</b>	<b>96.00 ft<sup>2</sup></b>		
Length/layer	3.66 lin. m	12.00 lin. ft	Sold by layer		
Length/cube	29.26 lin. m	96.00 lin. ft	Production location Metcalfe		
Qty/cube	48 units	48 units			
Weight/cube	1764 kg	3888 lb			


## Laying Patterns



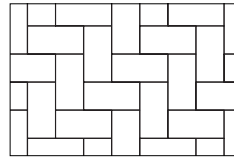
Checkerboard




Running Bond



Offset 1/3



Herringbone

 1 bag of sand covers approx. 124 ft<sup>2</sup>

## TECHNICAL INFORMATION

Product	Standard	Flexural Strength	Compressive Strength	De-icing salts freeze-thaw durability	Density	Absorption	Dimension Tolerance*
<b>Esbelto DuraFusion Paver</b>	CSA A231.2	N/A	μ 50 MPa ≥ 45 MPa	225 g/m <sup>2</sup> after 28 cycles 500 g/m <sup>2</sup> after 49 cycles	N/A	N/A	Length: -1.0 to +2.0 mm Width: -1.0 to +2.0 mm Height: ±3.0 mm

Cover snow removal tools with Teflon or neoprene protectors to minimize the risk of damage from scratches. Laying patterns are for design purposes only. Permacon shall not be responsible for excess or shortage of material. Given the weight of this Slab, it is highly recommended to use suction-based lifting equipment for handling and placement (avoid manual installation).