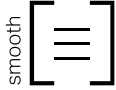
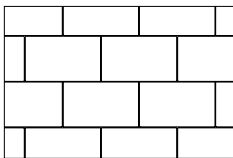


# Mega Melville® Slab

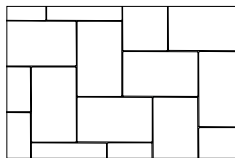


	Dimensions mm	Dimensions in.	Code	Colour	Typical Row
	60 x 570 x 950	2 3/8 x 22 7/16 x 37 3/8		<b>Prestige</b>	
Weight/unit	79 kg	175 lb	12053566	Range Amber Beige	
Area/unit	0.54 m <sup>2</sup>	5.83 ft <sup>2</sup>	12052363	Range Margaux Beige	
Area/layer	1.08 m <sup>2</sup>	11.56 ft <sup>2</sup>	12052772	Range Chambord Grey	
<b>Area/cube</b>	<b>9.72 m<sup>2</sup></b>	<b>9 Rows</b>	<b>104.94 ft<sup>2</sup></b>	Range Scandina Grey	
Qty/cube	18 units	18 units	12052360	Rockland Black	
Weight/cube	1422 kg	3150 lb		<b>Standard</b>	
			12053565	Range Shaded Grey	
			12052366	Range Newport Grey	
			Sold by layer Production location Montreal, Quebec and Metcalfe		

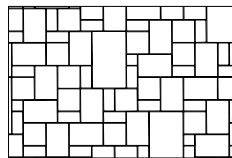
## Laying Patterns



Linear



Herringbone



Modular  
83% Melville 60  
17% Mega Melville 60

1 bag of sand covers approx. 289 ft<sup>2</sup>

## TECHNICAL INFORMATION

Product	Standard	Flexural Strength	Compressive Strength	De-icing salts freeze-thaw durability	Density	Absorption	Dimension Tolerance*
<b>Mega Melville Slab</b>	CSA A231.1	±4.5 MPa	N/A	225 g/m <sup>2</sup> after 28 cycles 500 g/m <sup>2</sup> after 49 cycles	N/A	N/A	Length: -1.0 to +2.0 mm Width: -1.0 to +2.0 mm Height: ±3.0 mm

\* Concave or convex warpage in one dimension: up to and including 450 mm: 2.0 mm / over 450 mm: 3.00 mm

Cover snow removal tools with Teflon or neoprene protectors to minimize the risk of damage from scratches. Laying patterns are for design purposes only. Permacon shall not be responsible for excess or shortage of material. Given the weight of this Slab, it is highly recommended to use suction-based lifting equipment for handling and placement (avoid manual installation).