
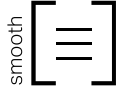


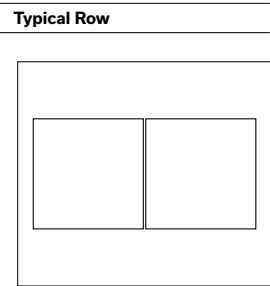
Melville® 24 x 24 Slab




	Dimensions mm	Dimensions in.
	60 x 610 x 610	2 3/8 x 24 x 24
Weight/unit	52 kg	115 lb
Area/unit	0.37 m ²	4 ft ²
Area/layer	0.74 m ²	8 ft ²
Area/cube	8.92 m²	12 Rows 96 ft²
Qty/cube	24 units	24 units
Weight/cube	1232 kg	2717 lb

Code	Colour
Prestige	
12051241	Blizzard
12051242	Range Amber Beige
127000956	Range Scandina Grey - <i>N</i>
Standard	
127000955	Range Newport Grey - <i>N</i>


Sold by layer
Can be double stacked
Production location Montreal, Quebec and Metcalfe



Laying Patterns



Checkerboard



Offset 1/2

1 bag of sand covers approx. 271 ft²

TECHNICAL INFORMATION

Product	Standard	Flexural Strength	Compressive Strength	De-icing salts freeze-thaw durability	Density	Absorption	Dimension Tolerance*
Melville 24 x 24 Slab	CSA A231.1	±4.5 MPa	N/A	225 g/m ² after 28 cycles 500 g/m ² after 49 cycles	N/A	N/A	Length: -1.0 to +2.0 mm Width: -1.0 to +2.0 mm Height: ±3.0 mm

* Concave or convex warpage in one dimension: up to and including 450 mm: 2.0 mm / over 450 mm: 3.00 mm

Cover snow removal tools with Teflon or neoprene protectors to minimize the risk of damage from scratches. Laying patterns are for design purposes only. Permacon shall not be responsible for excess or shortage of material. Given the weight of this Slab, it is highly recommended to use suction-based lifting equipment for handling and placement (avoid manual installation). This product can be installed on pedestals for a rooftop application. It can safely withstand a load of up to 300 kg.