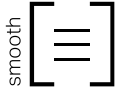
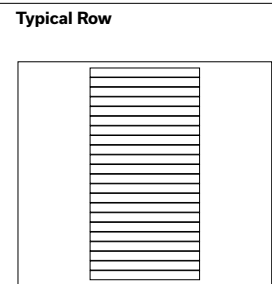


# SmartCast® Reflect Slab

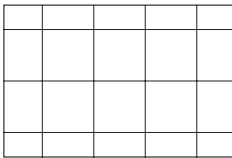


	Dimensions mm	Dimensions in.
	50 x 600 x 600	2 x 23 5/8 x 23 5/8
Weight/unit	42.23 kg	93 lb
Unit/area	-	3.87 ft <sup>2</sup>
Area/cube	-	85.10 ft <sup>2</sup>
<b>Qty/cube</b>	<b>22 units</b>	<b>22 units</b>
Weight/cube	929 kg	2046 lb

Code	Colour
	<b>Standard</b>
12050108	White
Sold by piece	
Production location Cambridge	



## Laying Pattern



Checkerboard

## TECHNICAL INFORMATION

Product	Standard	Flexural Strength	Compressive Strength	De-icing salts freeze-thaw durability	Density	Absorption	Dimension Tolerance*
<b>SmartCast Reflect Slab</b>	CSA A231.1	±4.5 MPa	N/A	225 g/m <sup>2</sup> after 28 cycles 500 g/m <sup>2</sup> after 49 cycles	N/A	N/A	Length: -1.0 to +2.0 mm Width: -1.0 to +2.0 mm Height: ±3.0 mm

\* Concave or convex warpage in one dimension: up to and including 450 mm: 2.0 mm / over 450 mm: 3.00 mm

Laying patterns are for design purposes only. Permacon shall not be responsible for excess or shortage of material. Compatible with pedestal systems. Smart Cast Clean and Smart Cast Reflect meet SRI for LEED