



# Lexa Stone


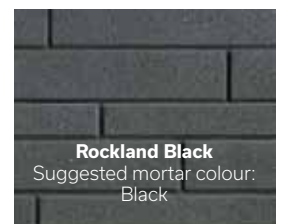
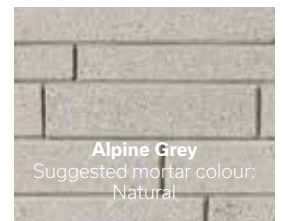


- Allows for a modular or linear installation
- Reduces the number of cuts required and waste due to its modular dimensions
- Presents chamfered edges to accentuate clean lines
- Includes a percentage of stones with finished ends to achieve corners

	Alpine Grey and Cameo Beige		Rockland Black	
	SMALL-MEDIUM	LARGE	SMALL-MEDIUM	LARGE
Weight per cube (kg)	1489	1489	2061	2061
Rows per cube	8	8	8	8
Sq.ft. per row	10.53	10.53	10.53	10.53
Sq.ft. per cube	84.24	84.24	84.24	84.24
Corner pieces	50% - 21 ft. vertical	50% - 21 ft. vertical	50% - 21 ft. vertical	50% - 21 ft. vertical
Lin. ft. per row	31	15.50	31	15.50
Lin. ft. per cube	245	124	245	124
Qty per cube	128 units	64 units	128 units	64 units


<b>A</b>	90 mm x 76 mm x var.	3 1/2" x 3" x var.
<b>B</b>	90 mm x 114 mm x var.	3 1/2" x 4 1/2" x var.
<b>C</b>	90 mm x 198 mm x var.	3 1/2" x 7 13/16" x var.

For a complete list of dimensions go to [permacon.ca](http://permacon.ca)




**Laying Patterns:**


Choice of large stones of 7 13/16 in. - 198 mm



1 cube larges stones +  
2 cubes small and medium  
stones - linear

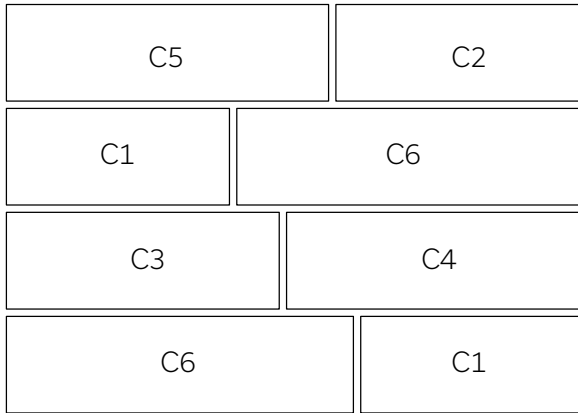


1 cube larges stones +  
2 cubes small and medium  
stones - modular

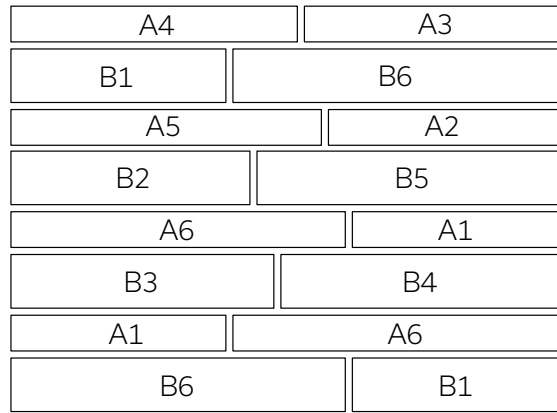


1 cube small and medium stones  
- linear

**Typical Rows:**



Large stones



Small and medium stones

**Sizes - Stone Cladding:**

	90 mm 3 1/2 in*	457 mm 18 in*	508 mm 20 in*	559 mm 22 in*	610 mm 24 in*	660 mm 26 in*	711 mm 28 in*
76 mm 3 in*	A1	A2	A3	A4	A5	A6	
114 mm 4 1/2 in*	B1	B2	B3	B4	B5	B6	
198 mm 7 13/16 in*	C1	C2	C3	C4	C5	C6	

\* Actual dimensions. Allow a 1/3 in. - 8 mm mortar joint in order to obtain nominal dimensions.

**Technical information**

Product	Standard	Compressive Strength	Density	Absorption	Dimension Tolerance	Fire Resistance (CNB)
<b>Lexa Stone</b>	CSA A165.1	15 MPa	A : Over 2000 kg/m <sup>3</sup>	A : 175 kg/m <sup>3</sup>	Thickness: ±2.0 mm Height: ±2.0 mm Length: ±3.0 mm	1.39 hours