




# Suretouch Morency Stone




The main feature is its rough texture, giving it the true look of building stone that brings a touch of elegance to your home.

Weight per cube (kg)	1330
Rows per cube	15
Sq.ft. per row	10.67
Sq.ft. per cube	160.05



**Laying Pattern:**




Linear

\* Follow the polystyrene laying pattern

**Typical Row:**

33	14	15	16	31	32
30	27		07	08	28
29	24	06	25	26	
21	05	22		13	23
19	04	03	11	12	20
17	01	02	09	10	18

**Components**



Polystyrene panel  
50 x 1219 x 2438 mm - 2 x 48 x 96 in



Kit 90 - anchors, screws,  
weep



Starter Base  
83 x 83 x 3048 mm - 3 1/2 x 3 1/2 x 120 in

**Necessary installation material**

Morency Stone				Product code
<b>Sq.ft. of stone/pallet</b>	1 cube = 15 rows	1 row = 10.66	Total : 160 ft <sup>2</sup>	
<b>Polystyrene panels</b>	1 pack (6 panels) = 1 cube of stone		1 panel = 32 ft <sup>2</sup>	34359013
<b>Kit 90 - anchors/screws</b>	1 box of anchors/screws 90 = 1 cube of stone			34359020
	1 bag 30 kg = 25 ft <sup>2</sup>			
<b>Mortar</b>	1-1-6 mortar mix recommended			

**Technical information**

Product	Standard	Compressive Strength	Density	Dimension Tolerance
<b>Morency Stone</b>	CSA A165.94	25 MPa	A: Over 2000 kg/m <sup>3</sup>	Thickness: ±2.0 mm Height: ±2.0 mm Length: ±3.0 mm

\* See CCMC accreditation for more technical information