




Accessories



- Savings on material thanks to longer sills, means less joints and less cuts
- High density concrete makes it more durable
- Flexibility and innovation in the design thanks to its chiselled and smooth finishes
- Choice of colours that can easily be matched with all products
- The sill matches the height of a max size brick (3.9 bricks/square foot) such as Melville Slik Brick and Cardin Brick



Reversible Dominion Window Sill

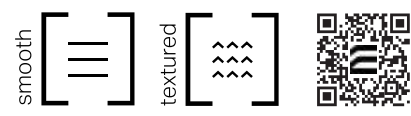


Weight per cube (kg)	1471
Rows per cube	8
Qty per cube (unit)	64
145 mm x 75 mm x 914 mm	5 11/16" x 3" x 36"



Cardiff Accessories

Cardiff Window Sill



Smooth

Weight per cube (kg)	1253
Rows per cube	4
Qty per cube (unit)	48
150 mm x 79 mm x 948 mm	5 7/8" x 3 1/8" x 37 3/8"



Chiselled

Weight per cube (kg)	1374
Rows per cube	4
Qty per cube (unit)	48
150 mm x 79 mm x 948 mm	5 7/8" x 3 1/8" x 37 3/8"

