




# Melville Slik Brick



- Size lowers overall costs (materials and installation)
- Cored brick make it easier to install and provide increased adhesion to mortar
- Double sided and colour throughout



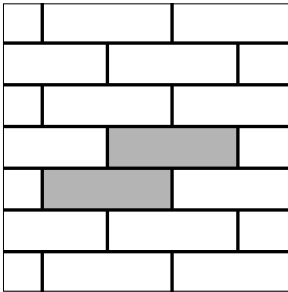
A	90 mm x 79 mm x 257 mm	3 1/2" x 3 1/8" x 10 1/8"
B	90 mm x 79 mm x 257 / 212 mm	3 1/2" x 3 1/8" x 10 1/8" / 8 3/8"



# Melville Slik Brick

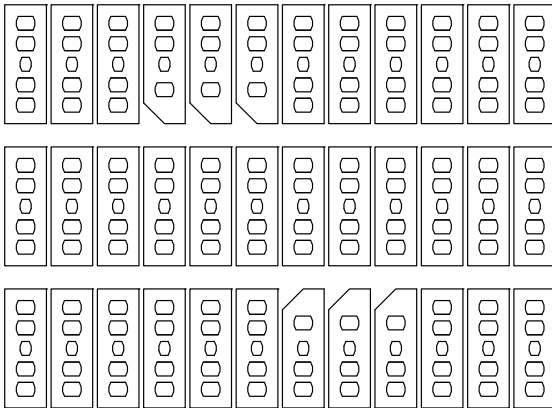
	Mtl/St-Eustache/Qc/Bolton	Metcalfe
Weight per cube (kg)	1456	1213
Rows per cube	12	10
Sq.ft. per row	9.21	9.21
Sq.ft. per cube	110.47	92.1
Coverage	3.9 bricks	3.9 bricks
Qty per cube	432 bricks	360 bricks

## Laying Pattern:

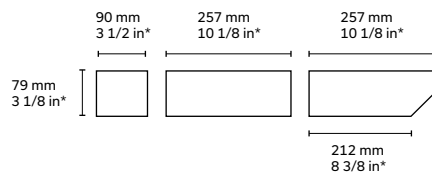


1/2 Running Bond

## Typical Layout:



## Formats:



\* Actual dimensions. Allow a 3/8 in. - 10 mm mortar joint in order to obtain nominal dimensions.

## Technical information

Product	Standard	Compressive Strength	Density	Absorption	Dimension Tolerance	Fire Resistance (CNB)
<b>Melville Slik Brick</b>	CSA A165.2	20 MPa	> 2000 kg/m <sup>3</sup>	8 %	Thickness: ±2.0 mm Height: ±2.0 mm Length: ±2.0 mm	1,00 hour