

Agora Aqua Paver




ASTM #8 Aggregate
jointing material



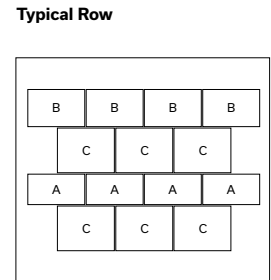
Light
Commercial



	Dimensions mm	Dimensions in.
A	80 x 167 x 300	3 1/8 x 6 9/16 x 11
B	80 x 200 x 300	3 1/8 x 7 7/8 x 11
C	80 x 233 x 300	3 1/8 x 9 3/16 x 11
Weight/unit (avg.)	11 kg	24 lb
Unit/area (avg.)	13.27 units/m ²	1.51 units/ft ²
Area/layer	0.86 m ²	9.26 ft ²
Area/cube	6.88 m²	8 Rows 74.08 ft²
Length/row	4.20 lin. m	13.78 lin. ft
Length/cube	33.60 lin. m	110.24 lin. ft
Weight/cube	1265 kg	2789 lb



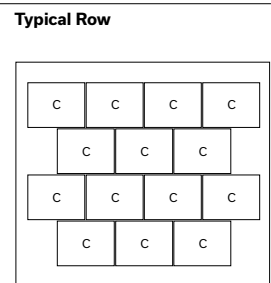
Colour
Standard
Rockland Black
Range Amber Beige
Range Shaded Grey
Range Scandina Grey
A, B, C are sold together



	Dimensions mm	Dimensions in.
Weight/unit (avg.)	13 kg	28 lb
Unit/area (avg.)	14.28 units/m ²	1.33 units/ft ²
Area/layer	0.98 m ²	10.55 ft ²
Area/cube	7.84 m²	8 Rows 84.40ft²
Length/row	4.20 lin. m	13.78 lin. ft
Length/cube	33.60 lin. m	110.24 lin. ft
Qty/cube	112 units	112 units
Weight/cube	1440 kg	3175 lb

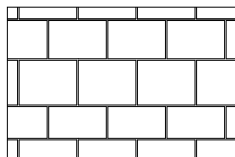


Colour
Standard
Rockland Black
Range Amber Beige
Range Shaded Grey
Range Scandina Grey
A, B, C are sold together



Make sure that when using mixed bundle, Large Rectangle will be required to fill voids

Laying Pattern



Linear

TECHNICAL INFORMATION

Product	Standard	Flexural Strength	Compressive Strength	De-icing salts freeze-thaw durability	Density	Absorption	Dimension Tolerance*
Agora Aqua Paver	CSA A231.2	N/A	μ 50 MPa ≥ 45 MPa	225 g/m ² after 28 cycles 500 g/m ² after 49 cycles	N/A	N/A	Length: -1.0 to +2.0 mm Width: -1.0 to +2.0 mm Height: ±3.0 mm

Joint spacing is 7 mm (0.28 in.) which allows an initial surface infiltration rate of +/- 13 300 mm/hr.

Cover snow removal tools with Teflon or neoprene protectors to minimize the risk of damage from scratches. Laying patterns are for design purposes only. Permacon shall not be responsible for excess or shortage of material.