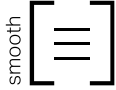
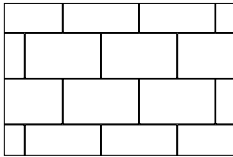


Mega Melville® Slab

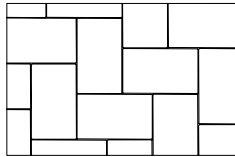


| | Dimensions mm | Dimensions in. | Code | Colour | Typical Row | |
|------------------|---------------------------|--------------------------|--|---------------------|-------------|---------------------|
| | 60 x 570 x 950 | 2 3/8 x 22 7/16 x 37 3/8 | | Prestige | | |
| Weight/unit | 79 kg | 175 lb | 12053566 | Range Amber Beige | | |
| Area/unit | 0.54 m ² | 5.83 ft ² | 12052363 | Range Margaux Beige | | |
| Area/layer | 1.08 m ² | 11.56 ft ² | 12052772 | Range Chambord Grey | | |
| Area/cube | 9.72 m² | 9 Rows | 104.94 ft² | 12052362 | | Range Scandina Grey |
| Qty/cube | 18 units | 18 units | 12052360 | Rockland Black | | |
| Weight/cube | 1422 kg | 3150 lb | | Standard | | |
| | | | 12053565 | Range Shaded Grey | | |
| | | | 12052366 | Range Newport Grey | | |
| | | | Sold in full cubes only Production location Cambridge | | | |

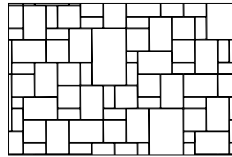
Laying Patterns



Linear



Herringbone



Modular
83% Melville 60
17% Mega Melville 60

1 bag of sand covers approx. 289 ft²

TECHNICAL INFORMATION

| Product | Standard | Flexural Strength | Compressive Strength | De-icing salts freeze-thaw durability | Density | Absorption | Dimension Tolerance* |
|---------------------------|------------|-------------------|----------------------|--|---------|------------|--|
| Mega Melville Slab | CSA A231.1 | ±4.5 MPa | N/A | 225 g/m ² after 28 cycles 500 g/m ² after 49 cycles | N/A | N/A | Length: -1.0 to +2.0 mm Width: -1.0 to +2.0 mm Height: ±3.0 mm |

* Concave or convex warpage in one dimension: up to and including 450 mm: 2.0 mm / over 450 mm: 3.00 mm

Cover snow removal tools with Teflon or neoprene protectors to minimize the risk of damage from scratches. Laying patterns are for design purposes only. Permacon shall not be responsible for excess or shortage of material. Given the weight of this Slab, it is highly recommended to use suction-based lifting equipment for handling and placement (avoid manual installation).