


Melville® Plus Capping and Step



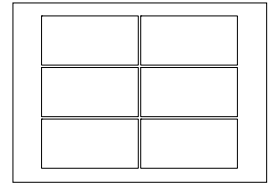
Plus Capping 60



	Dimensions mm	Dimensions in.
	60 x 305 x 600	2 3/8 x 12 x 23 5/8
Weight/unit	25 kg	56 lb
Units/length	1.67 units/lin. m	0.51 unit/lin. ft
Length/row	3.60 lin. m	11.81 lin. ft
Length/cube	32.40 lin. m	106.29 lin. ft
Qty/cube	54 units	9 Rows
Weight/cube	1390 kg	3061 lb

Code	Colour
	Standard
16253909	Range Amber Beige
16253908	Range Margaux Beige
16253906	Range Newport Grey
16253907	Range Scandina Grey
16253916	Range Shaded Grey
16253692	Rockland Black

Typical Row



Sold by piece - Split charges apply
Can be double stacked
Production location Cambridge

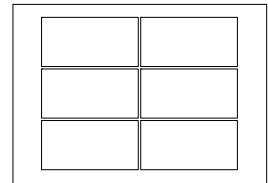
Plus Capping 90



	Dimensions mm	Dimensions in.
	90 x 305 x 600	3 9/16 x 12 x 23 5/8
Weight/unit	39 kg	86 lb
Units/length	0.6 unit/lin. m	1.97 units/lin. ft
Length/row	3.60 lin. m	11.81 lin. ft
Length/cube	25.20 lin. m	82.67 lin. ft
Qty/cube	42 units	7 Rows
Weight/cube	1624 kg	3580 lb


Code	Colour
	Standard
121000150	Range Amber Beige
121000149	Range Newport Grey
121000148	Range Scandina Grey
121000147	Rockland Black

Typical Row



Sold by piece - Split charges apply
Can be double stacked
Production location Cambridge

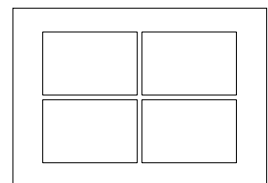
Plus Step 60



	Dimensions mm	Dimensions in.
	60 x 400 x 600	2 3/8 x 15 3/4 x 23 5/8
Weight/unit	33 kg	72 lb
Length/cube	16.80 lin. m	55.09 lin. ft
Qty/cube	28 units	7 Rows
Weight/cube	947 kg	2083 lb


Code	Colour
	Standard
16253931	Range Amber Beige
16253918	Range Scandina Grey
16253919	Range Shaded Grey
16253917	Rockland Black

Typical Row



Sold by piece - Split charges apply
Can be double stacked
Production location Metcalfe

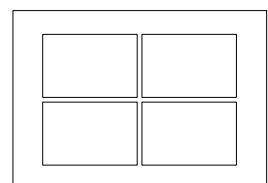
Plus Step 90



	Dimensions mm	Dimensions in.
	90 x 400 x 600	3 9/16 x 15 3/4 x 23 5/8
Weight/unit	50 kg	109 lb
Length/cube	16.80 lin. m	55.09 lin. ft
Qty/cube	28 units	7 Rows
Weight/cube	1418 kg	3126 lb

Code	Colour
	Standard
16253734	Range Amber Beige
16253739	Range Margaux Beige
16253932	Range Newport Grey
16253733	Range Scandina Grey
16253737	Range Shaded Grey
16253738	Rockland Black

Typical Row



Sold by piece - Split charges apply
Can be double stacked
Production location Metcalfe

TECHNICAL INFORMATION

Product	Standard	Flexural Strength	Compressive Strength	De-icing salts freeze-thaw durability	Density	Absorption	Dimension Tolerance*
Melville Plus Capping	ASTM C 1372	N/A	20.7 MPa	N/A	2000 kg/m ²	10.4%	Length: ±3.2 mm Width: ±3.2 mm Height: ±3.2 mm
Melville Plus Step	N/A	N/A	35 MPa	500 g/m ²	2250 kg/m ³	5%	Length: ±2.0 mm Width: ±2.0 mm Height: -2.0 to +1.0 mm

Additional details specific to this product are available by consulting our landscaping installation guide on our website.