



Versailles® Slab



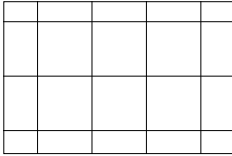
	Dimensions mm	Dimensions in.
	50 x 610 x 610	2 x 24 x 24
Weight/unit	44 kg	97 lb
Unit/area	0.37 m ²	4.00 ft ²
Area/cube	7.43 m ²	80.00 ft ²
Qty/cube	20 units	20 units
Weight/cube	880 kg	1940 lb

Code	Colour
	Standard
12059261	Alpine Grey
12059263	Trenton Grey
Sold by piece	
Production location Montreal	

Typical Row



Laying Pattern



Checkerboard

TECHNICAL INFORMATION

Product	Standard	Flexural Strength	Compressive Strength	De-icing salts freeze-thaw durability	Density	Absorption	Dimension Tolerance*
Versailles Slab	CSA A231.1	±4.5 MPa	N/A	225 g/m ² after 28 cycles 500 g/m ² after 49 cycles	N/A	N/A	Length: -1.0 to +2.0 mm Width: -1.0 to +2.0 mm Height: ±3.0 mm

* Concave or convex warpage in one dimension: up to and including 450 mm: 2.0 mm / over 450 mm: 3.00 mm

Laying patterns are for design purposes only. Permacon shall not be responsible for excess or shortage of material. Compatible with pedestal systems.