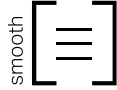


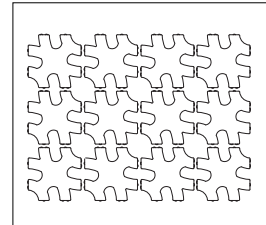
Virage Paver




	Dimensions mm	Dimensions in.
	80 x 300 x 300	3 1/8 x 11 7/8 x 11 7/8
Weight/unit (avg.)	16 kg	36 lb
Unit/area (avg.)	11.41 units/m ²	1.06 units/ft ²
Area/layer	1.05 m ²	11.32 ft ²
Area/cube	8.41 m²	8 Rows 90.54 ft²
Length/row	3.55 lin. m	11.65 lin. ft
Length/cube	28.42 lin. m	93.23 lin. ft
Weight/cube	1548 kg	3413 lb

Code	Colour
10303063	Range Scandina Grey
Sold in full cubes	
Production location Cambridge	


Typical Row




Laying Patterns




Beaded pattern




Circle pattern




Link pattern



Mosaic pattern



Random pattern



Wave pattern

TECHNICAL INFORMATION

Product	Standard	Void Opening	Flexural Strength	Compressive Strength	De-icing salts freeze-thaw durability	Density	Absorption	Dimension Tolerance*
Virage Paver	CSA A231.2	47%	N/A	μ 50 MPa ≥ 45 MPa	225 g/m ² after 28 cycles 500 g/m ² after 49 cycles	N/A	N/A	Length: -1.0 to +2.0 mm Width: -1.0 to +2.0 mm Height: ±3.0 mm

Cover snow removal tools with Teflon or neoprene protectors to minimize the risk of damage from scratches. Laying patterns are for design purposes only. Permacon shall not be responsible for excess or shortage of material. Additional details: See our landscaping installation guide on our website (Permeable pavement section).