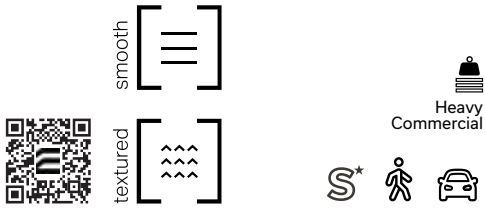



# Boulevard 500 Paver



is	Colour
[ ]	White - Smooth
[ ]	Cinder Grey - Smooth
[ ]	Charcoal - Smooth
[ ]	Light Charcoal - Smooth
[ ]	Black ETX - Smooth
[ ]	Light Grey - Smooth
[ ]	Beige Grey - Smooth
[ ]	Beige - Smooth


te	Colour
[ ]	Cinder Grey - Granitech
[ ]	Light Charcoal - Granitech
[ ]	Charcoal - Granitech
[ ]	Light Grey - Granitech
[ ]	Beige Grey - Granitech
[ ]	Beige - Granitech
[ ]	Opal White - Granitech
[ ]	Stanstead Grey - Granitech
[ ]	Cambrian Brown - Granitech
[ ]	Cambrian Black - Granitech


500 x 500	Dimensions mm	Dimensions in.
	100 x 500 x 500	4 x 19 11/16 x 19 11/16
Unit/area	4 units/m <sup>2</sup>	0.37 units/ft <sup>2</sup>
Cube ft <sup>2</sup>	64.5	10.75 per row

Mass/ft <sup>2</sup>	22.33 kg	49.13 lb
Mass/ft <sup>2</sup>	23.63 kg	51.99 lb
Mass/ft <sup>2</sup>	28.83 kg	63.40 lb

Sold separately

Typical Row





500 x 500 1/2 Pattern	Dimensions mm	Dimensions in.
	100 x 500 x 500	4 x 19 11/16 x 19 11/16
Unit/area	4 units/m <sup>2</sup>	0.37 units/ft <sup>2</sup>
Cube ft <sup>2</sup>	64.5	10.75 per row

Mass/ft <sup>2</sup>	22.33 kg	49.13 lb
Mass/ft <sup>2</sup>	23.63 kg	51.99 lb
Mass/ft <sup>2</sup>	28.83 kg	63.40 lb

Sold separately

Typical Row

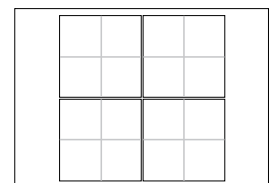


500 x 500 1/4 Pattern	Dimensions mm	Dimensions in.
	100 x 500 x 500	4 x 19 11/16 x 19 11/16
Unit/area	4 units/m <sup>2</sup>	0.37 units/ft <sup>2</sup>
Cube ft <sup>2</sup>	64.5	10.75 per row

Mass/ft <sup>2</sup>	22.33 kg	49.13 lb
Mass/ft <sup>2</sup>	23.63 kg	51.99 lb
Mass/ft <sup>2</sup>	28.83 kg	63.40 lb

Sold separately

Typical Row



# Boulevard 500 Paver - cont'd

500 x 500  
Motif 1/16

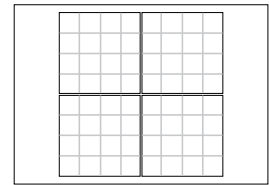


	Dimensions mm	Dimensions in.
	100 x 500 x 500	4 x 19 11/16 x 19 11/16
Unit/area	4 units/m <sup>2</sup>	0.37 units/ft <sup>2</sup>
Cube ft <sup>2</sup>	64.5	10.75 per row

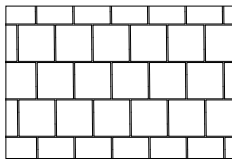
Mass/ft <sup>2</sup>	22.33 kg	49.13 lb
Mass/ft <sup>2</sup>	23.63 kg	51.99 lb
Mass/ft <sup>2</sup>	28.83 kg	63.40 lb

Sold separately


Typical Row



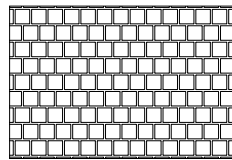
## Laying Patterns



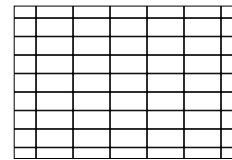
Linear




Linear




Linear




Checkerboard



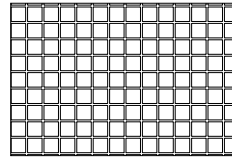
Checkerboard



Checkerboard



Checkerboard



Checkerboard

## TECHNICAL INFORMATION

Product	Standard	Flexural Strength	Compressive Strength	De-icing salts freeze-thaw durability	Density	Absorption	Dimension Tolerance*
<b>Boulevard 500 Paver</b>							
500 x 500							
500 x 500 - 1/2 pattern	CSA A231.2	N/A	μ 50 MPa	225 g/m <sup>2</sup> after 28 cycles	N/A	N/A	Length: -1.0 to +2.0 mm
500 x 500 - 1/4 pattern			≥ 45 MPa	500 g/m <sup>2</sup> after 49 cycles			Width: -1.0 to +2.0 mm
500 x 500 - 1/16 pattern							Height: ±3.0 mm

Setting of joint-filling sand: Cover the vibrating plate with a removable rubber tread (neoprene or polypropylene). Cover the snow removal tools with Teflon or neoprene protectors to minimize the risk of damage from scratches or concrete shards. Laying patterns: These laying patterns are by way of example only and represent only a few of many possibilities. Permacon shall not be responsible for the excess or shortage of pavers resulting from installation according to these laying patterns.