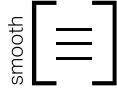


Boulevard Verde Paver

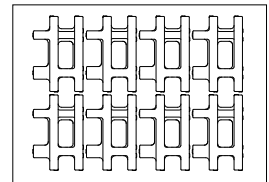


Light Commercial

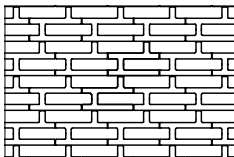
Colour
White - Smooth
Cinder Grey - Smooth
Charcoal - Smooth
Light Charcoal - Smooth
Black ETX - Smooth
Light Grey - Smooth
Beige Grey - Smooth
Beige - Smooth

	Dimensions mm	Dimensions in.
	100 x 300 x 450	4 x 11 13/16 x 17 3/4
Weight/unit	15 kg	33 lb
Unit/area	7.36 units/m ²	0.68 units/ft ²
Area/layer	1.09 m ²	11.72 ft ²
Area/cube	8.72 m²	93.76 ft²
Length/row	3.60 lin. m	11.81 lin. ft
Length/cube	28.80 lin. m	94.48 lin. ft
Qty/cube	64 units	64 units
Weight/cube	992 kg	2186 lb

Typical Row



Laying Pattern



Linear

TECHNICAL INFORMATION

Product	Standard	Void Opening	Flexural Strength	Compressive Strength	De-icing salts freeze-thaw durability	Density	Absorption	Dimension Tolerance*
Boulevard Verde Paver	CSA A231.2	50%	N/A	μ 50 MPa ≥ 45 MPa	225 g/m ² after 28 cycles 500 g/m ² after 49 cycles	N/A	N/A	Length: -1.0 to +2.0 mm Width: -1.0 to +2.0 mm Height: ±3.0 mm

Cover the snow removal tools with Teflon or neoprene protectors to minimize the risk of damage from scratches or concrete shards. Laying patterns: These laying patterns are by way of example only and represent only a few of many possibilities. Permacon shall not be responsible for the excess or shortage of pavers resulting from installation according to these laying patterns.