

Keystone Wall



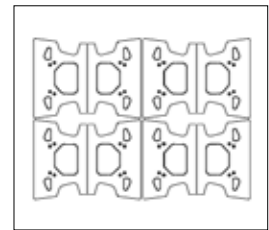
Compact Straight-Face



	Dimensions mm	Dimensions in.
	204 x 305 x 457	8 x 12 x 18
Weight/unit	45 kg	99 lb
Unit/area	10.80 units/m ²	1.00 unit/ft ²
Area/cube	3.70 m ²	40.00 ft ²
Qty/cube	40 units	5 Rows
Weight/cube	1832 kg	4039 lb

Code	Colour
	Standard
16055000	Smoke Grey

Typical Row



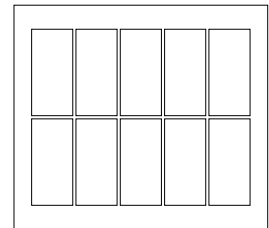
Corner



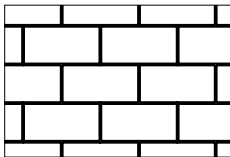
	Dimensions mm	Dimensions in.
	204 x 230 x 450	8 x 9 x 18
Weight/unit	52 kg	114 lb
Unit/area	7.20 units/m ²	0.67 units/ft ²
Area/cube	2.79 m ²	30.00 ft ²
Qty/cube	20 units	2 Rows
Weight/cube	1044 kg	2296 lb

Code	Colour
	Standard
16052390	Smoke Grey

Typical Row



Laying Pattern



Linear

TECHNICAL INFORMATION

Product	Standard	Flexural Strength	Compressive Strength	De-icing salts freeze-thaw durability	Density	Absorption	Dimension Tolerance*
Keystone Wall	ASTM C 1372	N/A	20.7 MPa	N/A	2000 kg/m ²	10.4%	Length: ±3.2 mm Width: ±3.2 mm Height: ±3.2 mm

Application: Supporting walls

For additional details see our landscaping installation guide on our website.