
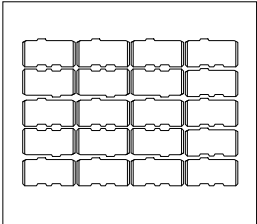

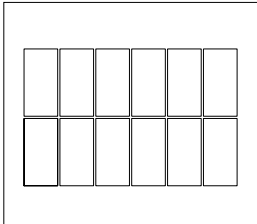


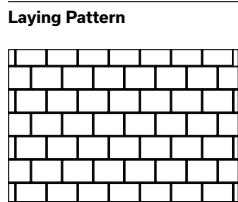
RB Wall

Available in Ottawa and Gatineau only



Standard	Dimensions mm	Dimensions in.	Code	Colour	Typical Row	
	150 x 300 x 200	5 29/32 x 11 13/16 x 7 7/8		Standard		
	Weight/unit	20.4 kg	45 lb	16259289		Grey
	Unit/area	-	3.10 unit/ft ²	16259287		Desert Grey Blend
	Area/cube	-	19.40 ft ²	16259288		Granite Blend
	Length/cube	-	39.40 lin. ft	16251887		Sierra Black
	Qty/cube	60 units	60 units	Sold by piece		
	Weight/cube	1224 kg	2698 lb	Can be double stacked Production location Cambridge		

Corner	Dimensions mm	Dimensions in.	Code	Colour	Typical Row	
	150 x 300 x 200	5 29/32 x 11 13/16 x 7 7/8		Standard		
	Weight/unit	20.94 kg	46.20 lb	16259283		Grey
	Area/unit	-	0.81 ft ²	16259281		Desert Grey Blend
	Qty/cube	36 units	36 units	16259282		Granite Blend
	Weight/cube	754 kg	1664 lb	16251886		Sierra Black
				Sold by piece Can be double stacked Production location Cambridge		



Linear

TECHNICAL INFORMATION

Product	Standard	Flexural Strength	Compressive Strength	De-icing salts freeze-thaw durability	Density	Absorption	Dimension Tolerance*
RB Wall	ASTM C 1372	N/A	20.7 MPa	N/A	2000 kg/m ³	10.4%	Length: ±3.2 mm Width: ±3.2 mm Height: ±3.2 mm

Applications: Retaining walls MAX 1,0 m (3.3 ft). Steps. Additional details: See our landscaping installation guide on our website.
Features: Most RB Wall component units come split. Corner units are sold as single, pre-split units.
Tips: Build vertical walls by knocking off back half of each of the two ribs on top of the block using a hammer and chisel.

RB 24 inch Wall Capping

Available in Ottawa and Gatineau only



Pre-Split

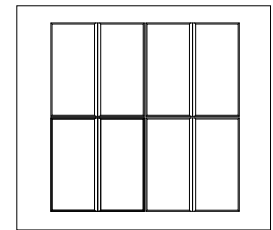


	Dimensions mm	Dimensions in.
	75 x 300 x 610	2 15/16 x 11 7/8 x 24
Weight/unit	29.75 kg	65.56 lb
Unit/area	-	2.00 units/ft ²
Length/cube	-	64.0 lin. ft
Qty/cube	32 units	32 units
Weight/unit	952 kg	2098 lb

Code	Colour
	Standard
16251369	Grey
16251367	Desert Grey Blend
16251368	Granite Blend
16251874	Sierra Black

Sold in 8 pieces
Can be double stacked
Production location Cambridge

Typical Row



Capping and Steps

TECHNICAL INFORMATION

Product	Standard	Flexural Strength	Compressive Strength	De-icing salts freeze-thaw durability	Density	Absorption	Dimension Tolerance*
RB 24-inch Wall Capping	ASTM C 1372	N/A	20.7 MPa	N/A	2000 kg/m ³	10.4%	Length: ±3.2 mm Width: ±3.2 mm Height: ±3.2 mm

Additional details: See our landscaping installation guide on our website.