


# Wallstone® Wall

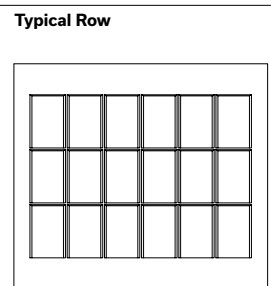
Available in Ottawa and Gatineau only




Walls

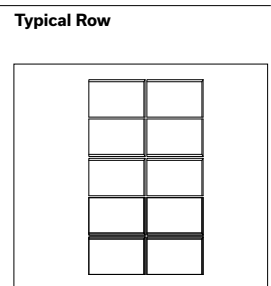
Standard	Dimensions mm	Dimensions in.
	100 x 200 x 300	3 15/16 x 7 7/8 x 11 13/16
Weight/unit	13.3 kg	29.3 lb
Unit/area	-	3.10 units/ft <sup>2</sup>
Area/cube	-	34.80 ft <sup>2</sup>
Length/cube	-	106.30 lin. ft
<b>Qty/cube</b>	<b>108 units</b>	<b>108 units</b>
Weight/cube	1436 kg	3165 lb

Code	Colour
<b>Standard</b>	
16259322	Desert Grey Blend
16259323	Granite Blend
Sold by - 36 pieces	
Production location Cambridge	

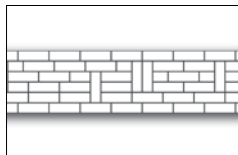


Corner/Column	Dimensions mm	Dimensions in.
	100 x 200 x 300	3 15/16 x 7 7/8 x 11 13/16
Weight/unit	13.10 kg	28.90 lb
Unit/area	-	0.54 ft <sup>2</sup>
<b>Qty/cube</b>	<b>36 units</b>	<b>36 units</b>
Weight/cube	595 kg	1312 lb

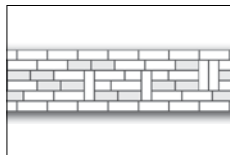
Code	Colour
<b>Standard</b>	
16259316	Desert Grey Blend
16259317	Granite Blend
Sold by piece	
Production location Cambridge	



## Laying Patterns



**PATTERN 1: WALL ART 1**  
Place Wallstone standard units vertically and horizontally to create interesting patterns within the wall.



**PATTERN 2: WALL ART 2**  
Add an additional dimension to your wall by including Wedgestone wall units in your pattern (shaded). Consider recessing blocks to add further distinction. Except for the coping course, it is not recommended to set units forward beyond the front of the base course.

## TECHNICAL INFORMATION

Product	Standard	Flexural Strength	Compressive Strength	De-icing salts freeze-thaw durability	Density	Absorption	Dimension Tolerance*
Wallstone Wall	ASTM C 1372	N/A	20.7 MPa	N/A	2000 kg/m <sup>3</sup>	10.4%	Length: ±3.2 mm Width: ±3.2 mm Height: ±3.2 mm

**Applications:** Retaining walls MAX 10 m (3.3 ft)

Additional details: See our landscaping installation guide on our website.

**Wallstone and Wedgestone Wall can be used separately or in combination for greater flexibility.**

**Features:** Suitable for gravity or grid, vertical or setback, straight or curved walls. All Wallstone Wall units come pre-split. End grooves on Wallstone Standard Units maintain interlock between courses, even when placed vertically. 2/3 of Standard Units are also double rock-faced.

**Tips:** Patterned Wallstone walls can be stacked vertically up to 6 courses high.