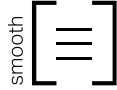


Agora Aqua Paver




ASTM #8 Aggregate
jointing material



Light
Commercial



	Dimensions mm	Dimensions in.
A	80 x 167 x 300	3 1/8 x 6 9/16 x 11
B	80 x 200 x 300	3 1/8 x 7 7/8 x 11
C	80 x 233 x 300	3 1/8 x 9 3/16 x 11
Weight/unit (avg.)	11 kg	24 lb
Unit/area (avg.)	13.27 units/m ²	1.51 units/ft ²
Area/layer	0.86 m ²	9.26 ft ²
Area/cube	6.88 m²	8 Rows 74.08 ft²
Length/row	4.20 lin. m	13.78 lin. ft
Length/cube	33.60 lin. m	110.24 lin. ft
Weight/cube	1265 kg	2789 lb



Colour

Standard

Rockland Black

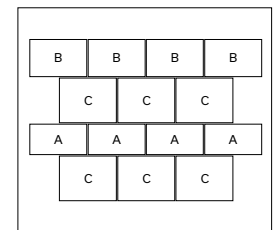
Range Amber Beige

Range Shaded Grey


Range Scandina Grey

A, B, C are sold together

Typical Row



	Dimensions mm	Dimensions in.
Weight/unit (avg.)	13 kg	28 lb
Unit/area (avg.)	14.28 units/m ²	1.33 units/ft ²
Area/layer	0.98 m ²	10.55 ft ²
Area/cube	7.84 m²	8 Rows 84.40ft²
Length/row	4.20 lin. m	13.78 lin. ft
Length/cube	33.60 lin. m	110.24 lin. ft
Qty/cube	112 units	112 units
Weight/cube	1440 kg	3175 lb



Colour

Standard

Rockland Black

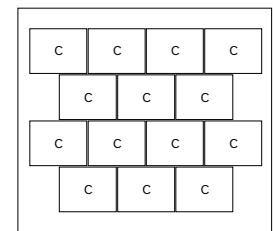
Range Amber Beige

Range Shaded Grey

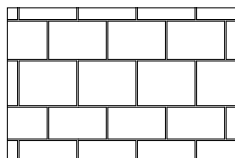
Range Scandina Grey

A, B, C are sold together

Typical Row



Laying Pattern



Linear

TECHNICAL INFORMATION

Product	Standard	Flexural Strength	Compressive Strength	De-icing salts freeze-thaw durability	Density	Absorption	Dimension Tolerance*
Agora Aqua Paver	CSA A231.2	N/A	μ 50 MPa ≥ 45 MPa	225 g/m ² after 28 cycles 500 g/m ² after 49 cycles	N/A	N/A	Length: -1.0 to +2.0 mm Width: -1.0 to +2.0 mm Height: ±3.0 mm

Joint spacing is 7 mm (0.28 in.) which allows an initial surface infiltration rate of +/- 13 300 mm/hr.

Cover snow removal tools with Teflon or neoprene protectors to minimize the risk of damage from scratches. Laying patterns are for design purposes only. Permacon shall not be responsible for excess or shortage of material.