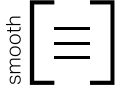
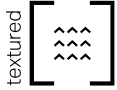



Boulevard Drain Paver



ASTM #8 Aggregate
jointing material




Heavy
Commercial



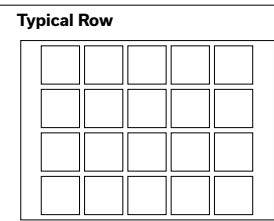
Isse	[]	Colour	
		Smooth	Textured
	[]	White - Smooth	
	[]	Cinder Grey - Smooth	
	[]	Charcoal - Smooth	
	[]	Light Charcoal - Smooth	
	[]	Black ETX - Smooth	
	[]	Light Grey - Smooth	
	[]	Beige Grey - Smooth	
	[]	Beige - Smooth	

Textured	[]	Colour	
		Smooth	Textured
	[]	Cinder Grey - Granitech	
	[]	Light Charcoal - Granitech	
	[]	Charcoal - Granitech	
	[]	Light Grey - Granitech	
	[]	Beige Grey - Granitech	
	[]	Beige - Granitech	
	[]	Opal White - Granitech	
	[]	Stanstead Grey - Granitech	
	[]	Cambrian Brown - Granitech	
	[]	Cambrian Black - Granitech	

209 x 209	Dimensions mm		Dimensions in.	
		100 x 209 x 209	4 x 8 1/4 x 8 1/4	
	Unit/area	22.9 units/m ²	2.13 units/ft ²	
	Cube ft ³	56.4	9.4 per row	



Mass/ft ²	22.33 kg	49.13 lb
Mass/ft ²	23.63 kg	51.99 lb
Mass/ft ²	28.83 kg	63.40 lb

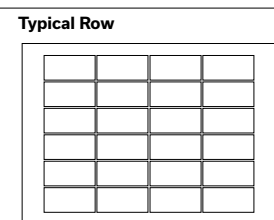


Sold separately

150 x 300	Dimensions mm		Dimensions in.	
		100 x 150 x 300	4 x 5 7/8 x 11 13/16	
	Unit/area	22.22 units/m ²	2.06 units/ft ²	
	Cube ft ³	69.78	11.63 per row	

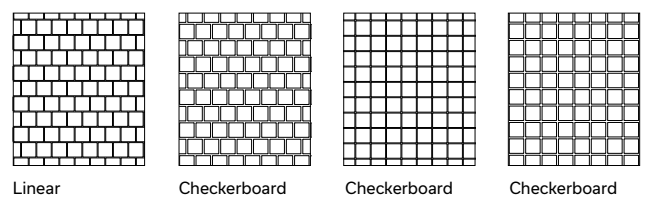
New

Mass/ft ²	22.33 kg	49.13 lb
----------------------	----------	----------



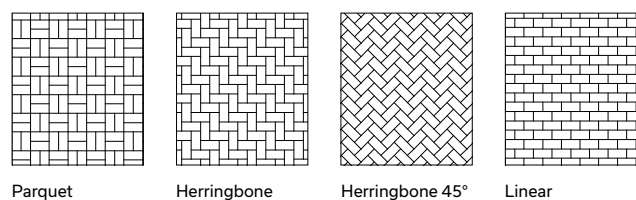
Sold separately

Laying Patterns 209 x 209



Linear Checkerboard Checkerboard Checkerboard

Laying Patterns 150 x 300



Parquet Herringbone Herringbone 45° Linear

TECHNICAL INFORMATION

Product	Standard	Flexural Strength	Compressive Strength	De-icing salts freeze-thaw durability	Density	Absorption	Dimension Tolerance*
Boulevard Drain Paver	CSA A231.2	N/A	μ 50 MPa ≥ 45 MPa	225 g/m ² after 28 cycles 500 g/m ² after 49 cycles	N/A	N/A	Length: -1.0 to +2.0 mm Width: -1.0 to +2.0 mm Height: ±3.0 mm

Boulevard Drain 209 x 209: Joint spacing is 12 mm (0.47 in.) which allows an initial surface infiltration rate of +/-17 387mm/hr. / Boulevard Drain 150 x 300: Joint spacing is 12 mm (0.47 in.)

Cover the snow removal tools with Teflon or neoprene protectors to minimize the risk of damage from scratches or concrete shards. Laying patterns: These laying patterns are by way of example only and represent only a few of many possibilities. Permacon shall not be responsible for the excess or shortage of pavers resulting from installation according to these laying patterns.