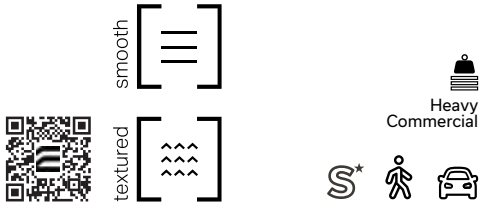


# Boulevard 300 Paver

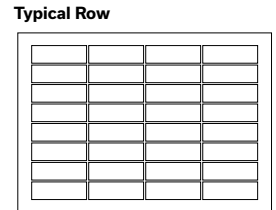


Finish	Colour	
	Smooth	Textured
Isse	White - Smooth	
	Cinder Grey - Smooth	
	Charcoal - Smooth	
	Light Charcoal - Smooth	
	Black ETX - Smooth	
	Light Grey - Smooth	
	Beige Grey - Smooth	
	Beige - Smooth	

Finish	Colour	
	Smooth	Textured
Isse		Cinder Grey - Granitech
		Light Charcoal - Granitech
		Charcoal - Granitech
		Light Grey - Granitech
		Beige Grey - Granitech
		Beige - Granitech
		Opal White - Granitech
		Stanstead Grey - Granitech
		Cambrian Brown - Granitech
		Cambrian Black - Granitech

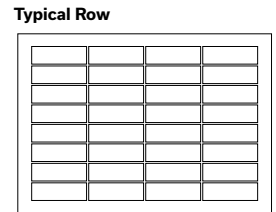
100 x 300	Dimensions mm		Dimensions in.	
	A	100 x 100 x 300	4 x 4 x 11 13/16	
	Unit/area	33.33 units/m <sup>2</sup>	3.05 units/ft <sup>2</sup>	
	Cube ft <sup>2</sup>	72.33	10.33 per row	

Mass/ft <sup>2</sup>	22.33 kg	49.13 lb
Sold separately		



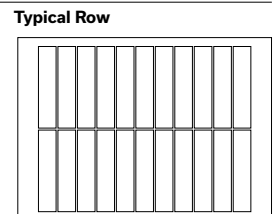
100 x 600 <i>New</i>	Dimensions mm		Dimensions in.	
	J	100 x 100 x 600	4 x 4 x 23 5/8	
	Unit/area	16.67 units/m <sup>2</sup>	1.52 units/ft <sup>2</sup>	
	Cube ft <sup>2</sup>	72.33	10.33 per row	

Mass/ft <sup>2</sup>	22.33 kg	49.13 lb
Sold separately		



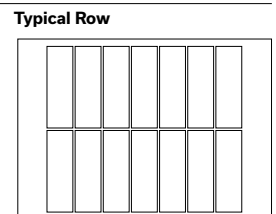
100 x 450	Dimensions mm		Dimensions in.	
	B	100 x 100 x 450	4 x 4 x 17 3/4	
	Unit/area	22.22 units/m <sup>2</sup>	2.06 units/ft <sup>2</sup>	
	Cube ft <sup>2</sup>	85.28	10.66 per row	
	Cube ft <sup>2</sup>	85.28	10.66 per row	
Cube ft <sup>2</sup>	63.96	10.66 per row		

Mass/ft <sup>2</sup>	22.33 kg	49.13 lb
Mass/ft <sup>2</sup>	23.63 kg	51.99 lb
Mass/ft <sup>2</sup>	28.83 kg	63.40 lb
Sold separately		



150 x 450	Dimensions mm		Dimensions in.	
	C	100 x 150 x 450	4 x 5 7/8 x 17 3/4	
	Unit/area	14.81 units/m <sup>2</sup>	1.37 units/ft <sup>2</sup>	
	Cube ft <sup>2</sup>	81.36	10.17 per row	
	Cube ft <sup>2</sup>	81.36	10.17 per row	
Cube ft <sup>2</sup>	61.02	10.17 per row		

Mass/ft <sup>2</sup>	22.33 kg	49.13 lb
Mass/ft <sup>2</sup>	23.63 kg	51.99 lb
Mass/ft <sup>2</sup>	28.83 kg	63.40 lb
Sold separately		



# Boulevard 300 Paver - cont'd

150 x 150




	Dimensions mm	Dimensions in.
D	100 x 150 x 150	4 x 5 7/8 x 5 7/8
Unit/area	44.44 units/m <sup>2</sup>	4.12 units/ft <sup>2</sup>
Cube ft <sup>2</sup>	81.36	10.17 per row
Cube ft <sup>2</sup>	81.36	10.17 per row
Cube ft <sup>2</sup>	61.02	10.17 per row

Mass/ft <sup>2</sup>	22.33 kg	49.13 lb
Mass/ft <sup>2</sup>	23.63 kg	51.99 lb
Mass/ft <sup>2</sup>	28.83 kg	63.40 lb

Sold separately

Typical Row



150 x 300




	Dimensions mm	Dimensions in.
E	100 x 150 x 300	4 x 5 7/8 x 11 13/16
Unit/area	22.22 units/m <sup>2</sup>	2.06 units/ft <sup>2</sup>
Cube ft <sup>2</sup>	69.78	11.63 per row

Mass/ft <sup>2</sup>	22.33 kg	49.13 lb
----------------------	----------	----------

Sold separately

Typical Row



300 x 300




	Dimensions mm	Dimensions in.
F	100 x 300 x 300	4 x 11 13/16 x 11 13/16
Unit/area	11.11 units/m <sup>2</sup>	1.03 units/ft <sup>2</sup>
Cube ft <sup>2</sup>	69.78	11.63 per row

Mass/ft <sup>2</sup>	22.33 kg	49.13 lb
----------------------	----------	----------

Sold separately

Typical Row



200 x 600




	Dimensions mm	Dimensions in.
G	100 x 200 x 600	4 x 7 7/8 x 23 5/8
Unit/area	8.33 units/m <sup>2</sup>	0.77 unit/ft <sup>2</sup>
Cube ft <sup>2</sup>	72.31	10.33 per row

Mass/ft <sup>2</sup>	22.33 kg	49.13 lb
----------------------	----------	----------

Sold separately

Typical Row



300 x 600

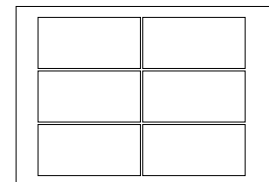


	Dimensions mm	Dimensions in.
H	100 x 300 x 600	4 x 11 13/16 x 23 5/8
Unit/area	5.55 units/m <sup>2</sup>	0.52 unit/ft <sup>2</sup>
Cube ft <sup>2</sup>	69.78	11.63 per row

Mass/ft <sup>2</sup>	22.33 kg	49.13 lb
----------------------	----------	----------

Sold separately

Typical Row



600 x 600



	Dimensions mm	Dimensions in.
I	100 x 600 x 600	4 x 23 5/8 x 23 5/8
Unit/area	2.77 units/m <sup>2</sup>	0.26 unit/ft <sup>2</sup>
Cube ft <sup>2</sup>	46.5	7.75 per row
Cube ft <sup>2</sup>	81.36	10.17 per row
Cube ft <sup>2</sup>	61.02	10.17 per row

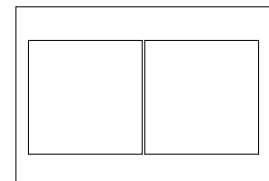
Mass/ft <sup>2</sup>	22.33 kg	49.13 lb
----------------------	----------	----------

Mass/ft <sup>2</sup>	23.63 kg	51.99 lb
----------------------	----------	----------

Mass/ft <sup>2</sup>	28.83 kg	63.40 lb
----------------------	----------	----------


Sold separately

Typical Row

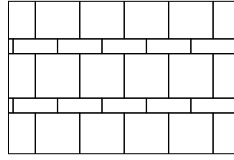


# Boulevard 300 Paver - cont'd

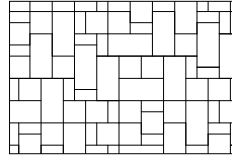
## Laying Patterns




Linear



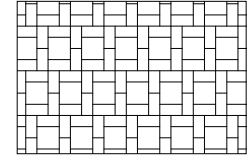
Linear modifié  
25% F + 75% G



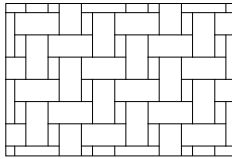
Modular  
12% C + 21% D + 67% E



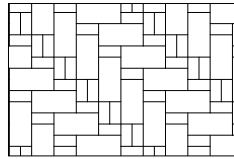
Modular  
50% C + 50% D



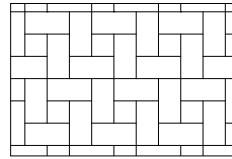
Modular  
33% C + 67% D



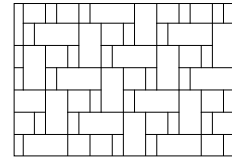
Modular  
11% C + 89% E



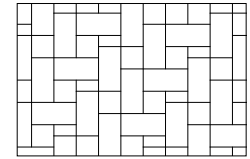
Modular  
33% C + 67% E



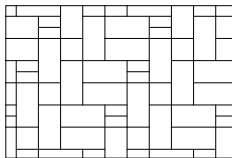
Modular  
11 D + 89 E



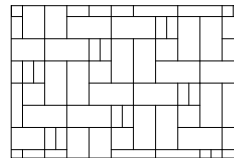
Modular  
8% C + 25% D + 67% E



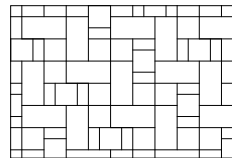
Modular  
5% C + 24% D + 71% E



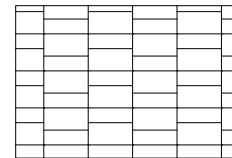
Modular  
10% C + 10% D + 80% E



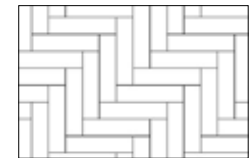
Modular  
8% C + 10% D + 80% E



Modular  
12% C + 38% D + 50% E



Checkerboard modifié  
60% E + 40% F



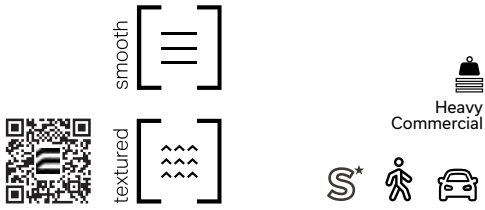
Herringbone  
100% A or 100% B

## TECHNICAL INFORMATION

Product	Standard	Flexural Strength	Compressive Strength	De-icing salts freeze-thaw durability	Density	Absorption	Dimension Tolerance*
<b>Boulevard 300 Paver</b>							
100 x 300							
100 x 600							
100 x 450							
150 x 450	CSA A231.2	N/A	μ 50 MPa ≥ 45 MPa	225 g/m <sup>2</sup> after 28 cycles 500 g/m <sup>2</sup> after 49 cycles	N/A	N/A	Length: -1.0 to +2.0 mm Width: -1.0 to +2.0 mm Height: ±3.0 mm
150 x 150							
150 x 300							
300 x 300							
200 x 600							
300 x 600							
600 x 600							

Setting of joint-filling sand: Cover the vibrating plate with a removable rubber tread (neoprene or polypropylene). Cover the snow removal tools with Teflon or neoprene protectors to minimize the risk of damage from scratches or concrete shards. Laying patterns: These laying patterns are by way of example only and represent only a few of many possibilities. Permacon shall not be responsible for the excess or shortage of pavers resulting from installation according to these laying patterns.

# Boulevard 500 Paver



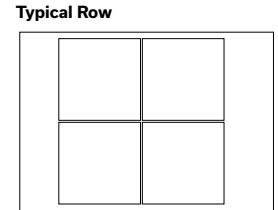
[ ]	Colour	
	mm	in.
[ ]	White - Smooth	100 x 500 x 500
	Cinder Grey - Smooth	100 x 500 x 500
	Charcoal - Smooth	100 x 500 x 500
	Light Charcoal - Smooth	100 x 500 x 500
	Black ETX - Smooth	100 x 500 x 500
	Light Grey - Smooth	100 x 500 x 500
	Beige Grey - Smooth	100 x 500 x 500
	Beige - Smooth	100 x 500 x 500

[ ]	Colour	
	mm	in.
[ ]	Cinder Grey - Granitech	100 x 500 x 500
	Light Charcoal - Granitech	100 x 500 x 500
	Charcoal - Granitech	100 x 500 x 500
	Light Grey - Granitech	100 x 500 x 500
	Beige Grey - Granitech	100 x 500 x 500
	Beige - Granitech	100 x 500 x 500
	Opal White - Granitech	100 x 500 x 500
	Stanstead Grey - Granitech	100 x 500 x 500
	Cambrian Brown - Granitech	100 x 500 x 500
	Cambrian Black - Granitech	100 x 500 x 500

500 x 500	Dimensions mm		Dimensions in.	
	mm	in.	mm	in.
	100 x 500 x 500	4 x 19 11/16 x 19 11/16	100 x 500 x 500	4 x 19 11/16 x 19 11/16
	Unit/area	4 units/m <sup>2</sup>	0.37 units/ft <sup>2</sup>	
	Cube ft <sup>2</sup>	64.5	10.75 per row	

Mass/ft <sup>2</sup>	22.33 kg	49.13 lb
Mass/ft <sup>2</sup>	23.63 kg	51.99 lb
Mass/ft <sup>2</sup>	28.83 kg	63.40 lb

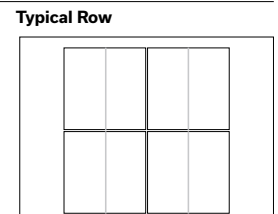
Sold separately



500 x 500 1/2 Pattern	Dimensions mm		Dimensions in.	
	mm	in.	mm	in.
	100 x 500 x 500	4 x 19 11/16 x 19 11/16	100 x 500 x 500	4 x 19 11/16 x 19 11/16
	Unit/area	4 units/m <sup>2</sup>	0.37 units/ft <sup>2</sup>	
	Cube ft <sup>2</sup>	64.5	10.75 per row	

Mass/ft <sup>2</sup>	22.33 kg	49.13 lb
Mass/ft <sup>2</sup>	23.63 kg	51.99 lb
Mass/ft <sup>2</sup>	28.83 kg	63.40 lb

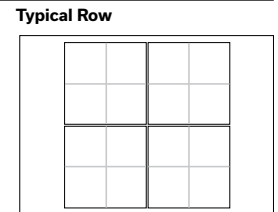
Sold separately



500 x 500 1/4 Pattern	Dimensions mm		Dimensions in.	
	mm	in.	mm	in.
	100 x 500 x 500	4 x 19 11/16 x 19 11/16	100 x 500 x 500	4 x 19 11/16 x 19 11/16
	Unit/area	4 units/m <sup>2</sup>	0.37 units/ft <sup>2</sup>	
	Cube ft <sup>2</sup>	64.5	10.75 per row	

Mass/ft <sup>2</sup>	22.33 kg	49.13 lb
Mass/ft <sup>2</sup>	23.63 kg	51.99 lb
Mass/ft <sup>2</sup>	28.83 kg	63.40 lb

Sold separately



Architectural Landscaping

# Boulevard 500 Paver - cont'd

500 x 500  
Motif 1/16

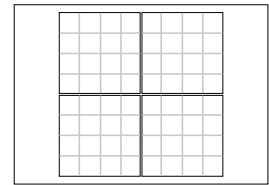


	Dimensions mm	Dimensions in.
	100 x 500 x 500	4 x 19 11/16 x 19 11/16
Unit/area	4 units/m <sup>2</sup>	0.37 units/ft <sup>2</sup>
Cube ft <sup>2</sup>	64.5	10.75 per row

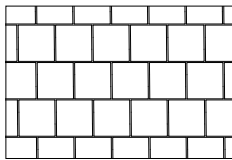
Mass/ft <sup>2</sup>	22.33 kg	49.13 lb
Mass/ft <sup>2</sup>	23.63 kg	51.99 lb
Mass/ft <sup>2</sup>	28.83 kg	63.40 lb

Sold separately


Typical Row



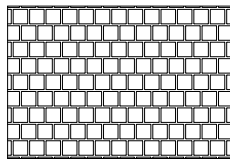
## Laying Patterns



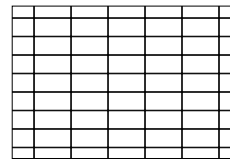
Linear




Linear




Linear




Checkerboard



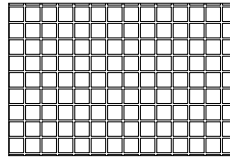
Checkerboard



Checkerboard



Checkerboard



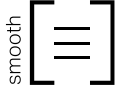
Checkerboard

## TECHNICAL INFORMATION

Product	Standard	Flexural Strength	Compressive Strength	De-icing salts freeze-thaw durability	Density	Absorption	Dimension Tolerance*
<b>Boulevard 500 Paver</b>							
500 x 500							
500 x 500 - 1/2 pattern	CSA A231.2	N/A	μ 50 MPa	225 g/m <sup>2</sup> after 28 cycles	N/A	N/A	Length: -1.0 to +2.0 mm
500 x 500 - 1/4 pattern			≥ 45 MPa	500 g/m <sup>2</sup> after 49 cycles			Width: -1.0 to +2.0 mm
500 x 500 - 1/16 pattern							Height: ±3.0 mm

Setting of joint-filling sand: Cover the vibrating plate with a removable rubber tread (neoprene or polypropylene). Cover the snow removal tools with Teflon or neoprene protectors to minimize the risk of damage from scratches or concrete shards. Laying patterns: These laying patterns are by way of example only and represent only a few of many possibilities. Permacon shall not be responsible for the excess or shortage of pavers resulting from installation according to these laying patterns.


# Boulevard Drain Paver



ASTM #8 Aggregate  
jointing material




Heavy  
Commercial



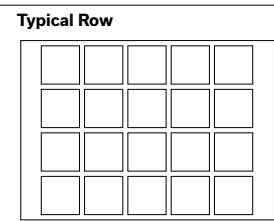
Isse	[ ]	Colour	
		Smooth	Textured
	[ ]	White - Smooth	
	[ ]	Cinder Grey - Smooth	
	[ ]	Charcoal - Smooth	
	[ ]	Light Charcoal - Smooth	
	[ ]	Black ETX - Smooth	
	[ ]	Light Grey - Smooth	
	[ ]	Beige Grey - Smooth	
	[ ]	Beige - Smooth	

Textured	[ ]	Colour	
		Smooth	Textured
	[ ]	Cinder Grey - Granitech	
	[ ]	Light Charcoal - Granitech	
	[ ]	Charcoal - Granitech	
	[ ]	Light Grey - Granitech	
	[ ]	Beige Grey - Granitech	
	[ ]	Beige - Granitech	
	[ ]	Opal White - Granitech	
	[ ]	Stanstead Grey - Granitech	
	[ ]	Cambrian Brown - Granitech	
	[ ]	Cambrian Black - Granitech	

209 x 209	Dimensions mm		Dimensions in.	
		100 x 209 x 209	4 x 8 1/4 x 8 1/4	
	Unit/area	22.9 units/m <sup>2</sup>	2.13 units/ft <sup>2</sup>	
	Cube ft <sup>3</sup>	56.4	9.4 per row	



Mass/ft <sup>2</sup>	22.33 kg	49.13 lb
Mass/ft <sup>2</sup>	23.63 kg	51.99 lb
Mass/ft <sup>2</sup>	28.83 kg	63.40 lb

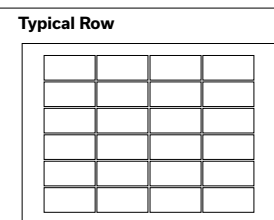


Sold separately

150 x 300	Dimensions mm		Dimensions in.	
		100 x 150 x 300	4 x 5 7/8 x 11 13/16	
	Unit/area	22.22 units/m <sup>2</sup>	2.06 units/ft <sup>2</sup>	
	Cube ft <sup>3</sup>	69.78	11.63 per row	

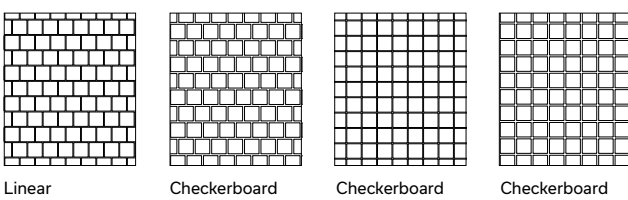
*New*

Mass/ft <sup>2</sup>	22.33 kg	49.13 lb
----------------------	----------	----------



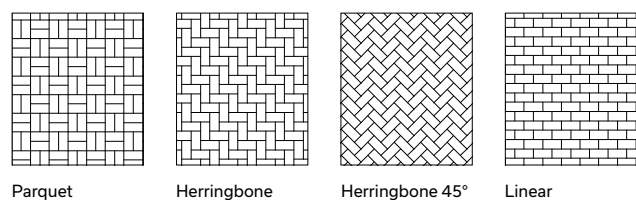
Sold separately

## Laying Patterns 209 x 209



Linear      Checkerboard      Checkerboard      Checkerboard

## Laying Patterns 150 x 300



Parquet      Herringbone      Herringbone 45°      Linear

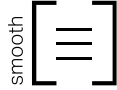
## TECHNICAL INFORMATION

Product	Standard	Flexural Strength	Compressive Strength	De-icing salts freeze-thaw durability	Density	Absorption	Dimension Tolerance*
<b>Boulevard Drain Paver</b>	CSA A231.2	N/A	μ 50 MPa ≥ 45 MPa	225 g/m <sup>2</sup> after 28 cycles 500 g/m <sup>2</sup> after 49 cycles	N/A	N/A	Length: -1.0 to +2.0 mm Width: -1.0 to +2.0 mm Height: ±3.0 mm

Boulevard Drain 209 x 209: Joint spacing is 12 mm (0.47 in.) which allows an initial surface infiltration rate of +/-17 387mm/hr. / Boulevard Drain 150 x 300: Joint spacing is 12 mm (0.47 in.)

Cover the snow removal tools with Teflon or neoprene protectors to minimize the risk of damage from scratches or concrete shards. Laying patterns: These laying patterns are by way of example only and represent only a few of many possibilities. Permacon shall not be responsible for the excess or shortage of pavers resulting from installation according to these laying patterns.

# Boulevard Verde Paver



Light Commercial

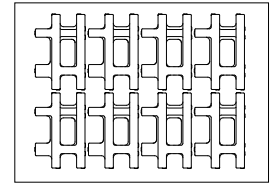


Colour
White - Smooth
Cinder Grey - Smooth
Charcoal - Smooth
Light Charcoal - Smooth
Black ETX - Smooth
Light Grey - Smooth
Beige Grey - Smooth
Beige - Smooth

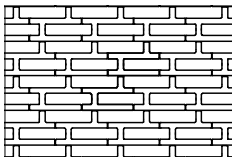


	Dimensions mm	Dimensions in.
	100 x 300 x 450	4 x 11 13/16 x 17 3/4
Weight/unit	15 kg	33 lb
Unit/area	7.36 units/m <sup>2</sup>	0.68 units/ft <sup>2</sup>
Area/layer	1.09 m <sup>2</sup>	11.72 ft <sup>2</sup>
<b>Area/cube</b>	<b>8.72 m<sup>2</sup></b>	<b>93.76 ft<sup>2</sup></b>
Length/row	3.60 lin. m	11.81 lin. ft
Length/cube	28.80 lin. m	94.48 lin. ft
Qty/cube	64 units	64 units
Weight/cube	992 kg	2186 lb

Typical Row



## Laying Pattern



Linear

## TECHNICAL INFORMATION

Product	Standard	Void Opening	Flexural Strength	Compressive Strength	De-icing salts freeze-thaw durability	Density	Absorption	Dimension Tolerance*
<b>Boulevard Verde Paver</b>	CSA A231.2	50%	N/A	μ 50 MPa ≥ 45 MPa	225 g/m <sup>2</sup> after 28 cycles 500 g/m <sup>2</sup> after 49 cycles	N/A	N/A	Length: -1.0 to +2.0 mm Width: -1.0 to +2.0 mm Height: ±3.0 mm

Cover the snow removal tools with Teflon or neoprene protectors to minimize the risk of damage from scratches or concrete shards. Laying patterns: These laying patterns are by way of example only and represent only a few of many possibilities. Permacon shall not be responsible for the excess or shortage of pavers resulting from installation according to these laying patterns.


# Boulevard Striated Paver



## Colour




Cinder Grey - Granitech
Light Charcoal - Granitech
Charcoal - Granitech
Light Grey - Granitech
Beige Grey - Granitech
Beige - Granitech
Opal White - Granitech
Stanstead Grey - Granitech
Shefford Beige - Granitech
Cambrian Brown - Granitech
Cambrian Black - Granitech



	Dimensions mm	Dimensions in.
	100 x 300 x 300	4 x 11 13/16 x 11 13/16
Unit/area	11.11 units/m <sup>2</sup>	1.03 units/ft <sup>2</sup>
Cube ft <sup>3</sup>	69.78	11.63 per row
Mass/ft <sup>2</sup>	22.33 kg	49.13 lb

## Typical Row



## TECHNICAL INFORMATION

Product	Standard	Flexural Strength	Compressive Strength	De-icing salts freeze-thaw durability	Density	Absorption	Dimension Tolerance*
<b>Boulevard Striated Paver</b>	CSA A231.2	N/A	μ 50 MPa ≥ 45 MPa	225 g/m <sup>2</sup> after 28 cycles 500 g/m <sup>2</sup> after 49 cycles	N/A	N/A	Length: -1.0 to +2.0 mm Width: -1.0 to +2.0 mm Height: ±3.0 mm

Setting of joint-filling sand: Cover the vibrating plate with a removable rubber tread (neoprene or polypropylene). Cover the snow removal tools with Teflon or neoprene protectors to minimize the risk of damage from scratches or concrete shards. Laying patterns: These laying patterns are by way of example only and represent only a few of many possibilities. Permacon shall not be responsible for the excess or shortage of pavers resulting from installation according to these laying patterns.