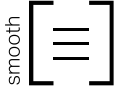


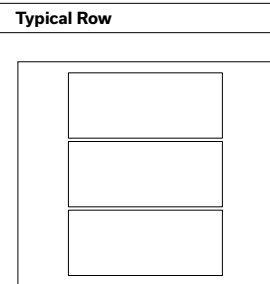
# Cassara® Large Rectangle Slab




	Dimensions mm	Dimensions in.
	60 x 300 x 700	2 3/8 x 11 13/16 x 27 9/16
Weight/unit	29 kg	64 lb
Area/unit	0.21 m <sup>2</sup>	2.26 ft <sup>2</sup>
Area/layer	0.63 m <sup>2</sup>	6.78 ft <sup>2</sup>
<b>Area/cube</b>	<b>7.56 m<sup>2</sup></b>	<b>81.36 ft<sup>2</sup></b>
Qty/cube	36 units	36 units
Weight/cube	1073 kg	2369 lb

Code	Colour
<b>Prestige</b>	
10200759	Range Scandinavia Grey
10200651	Range Amber Beige
10200653	Rockland Black
<b>Standard</b>	
10200652	Range Shaded Grey

Sold by layer  
Production location Montreal



## Laying Pattern



Linear

**Techniseal** 1 bag of sand covers approx. 103 ft<sup>2</sup>

## TECHNICAL INFORMATION

Product	Standard	Flexural Strength	Compressive Strength	De-icing salts freeze-thaw durability	Density	Absorption	Dimension Tolerance*
<b>Cassara Large Rectangle Slab</b>	CSA A231.1	±4.5 MPa	N/A	225 g/m <sup>2</sup> after 28 cycles 500 g/m <sup>2</sup> after 49 cycles	N/A	N/A	Length: -1.0 to +2.0 mm Width: -1.0 to +2.0 mm Height: ±3.0 mm

\* Concave or convex warpage in one dimension: up to and including 450 mm: 2.0 mm / over 450 mm: 3.00 mm

Cassara Large Rectangle Slabs are designed to be installed in a linear pattern with transversal joints staggered by at least 100 m. Cover snow removal tools with Teflon or neoprene protectors to minimize the risk of damage from scratches. Laying patterns are for design purposes only. Permacon shall not be responsible for excess or shortage of material.