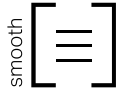


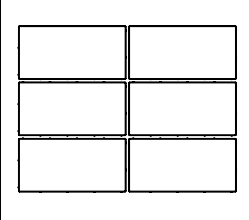


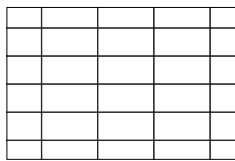


Esbelto[®] and Esbelto[®] DuraFusion Slabs




	Dimensions mm	Dimensions in.	Code	Colour	Typical Row
	60 x 305 x 610	2 3/8 x 12 x 24		DuraFusion	
Weight/unit	28 kg	61 lb	12052376	Marbella 	
Area/unit	0.186 m ²	2.00 ft ²	12052375	Silverstone 	
Area/layer	1.11 m ²	12.00 ft ²	12052896	Hickory 	
Area/cube	11.10 m²	10 Rows		Prestige	
Qty/cube	60 units	60 units	12051114	Range Amber Beige	
Weight/cube	1655 kg	3649 lb	12051112	Range Scandina Grey	
			Sold by layer Production locations: DuraFusion - Metcalfe Prestige - Montreal		


Laying Patterns



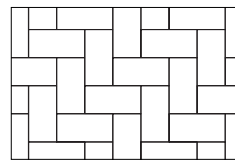
Checkerboard




Running Bond



Offset 1/3



Herringbone

 1 bag of sand covers approx. 165 ft²

TECHNICAL INFORMATION

Product	Standard	Flexural Strength	Compressive Strength	De-icing salts freeze-thaw durability	Density	Absorption	Dimension Tolerance*
Esbelto Slab	CSA A231.1	±4.5 MPa	N/A	225 g/m ² after 28 cycles 500 g/m ² after 49 cycles	N/A	N/A	Length: -1.0 to +2.0 mm Width: -1.0 to +2.0 mm Height: ±3.0 mm

* Concave or convex warpage in one dimension: up to and including 450 mm: 2.0 mm / over 450 mm: 3.00 mm

Cover snow removal tools with Teflon or neoprene protectors to minimize the risk of damage from scratches. Laying patterns are for design purposes only. Permacon shall not be responsible for excess or shortage of material.