

Grande Wall



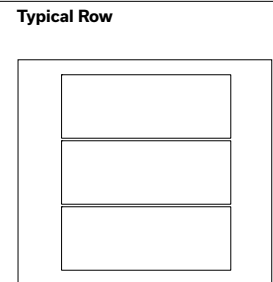
375 Standard



	Dimensions mm	Dimensions in.
	200 x 375 x 1000	7 7/8 x 14 3/4 x 39 3/8
Weight/unit	161 kg	360 lb
Area/layer	5.00 units/m ²	0.46 unit/ft ²
Area/cube	1.80 m ²	19.56 ft ²
Length/cube	9.00 lin. m	29.60 lin. ft
Qty/cube	9 units	9 units
Weight/cube	1500 kg	3300 lb

Code	Colour
16201336	Grey

Sold by piece
Can be double stacked
Production location St-Eustache



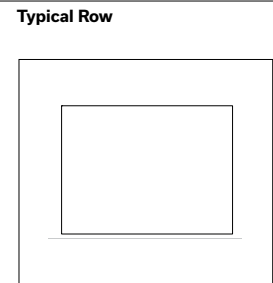
750 Standard



	Dimensions mm	Dimensions in.
	200 x 750 x 1000	7 7/8 x 29 1/2 x 39 3/8
Weight/unit	328 kg	726 lb
Area/layer	5.00 units/m ²	0.46 unit/ft ²
Area/cube	0.80 m ²	8.70 ft ²
Length/cube	4.00 lin. m	13.10 lin. ft
Qty/cube	4 units	4 units
Weight/cube	1350 kg	2970 lb

Code	Colour
16209043	Grey

Sold by piece
Can be double stacked
Production location St-Eustache



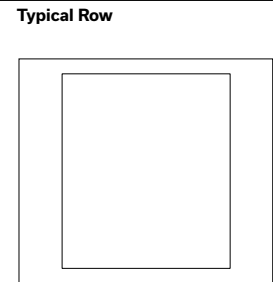
1125 Standard



	Dimensions mm	Dimensions in.
	200 x 1125 x 1000	7 7/8 x 44 5/16 x 39 3/8
Weight/unit	483 kg	1065 lb
Area/layer	5.00 units/m ²	0.46 unit/ft ²
Area/cube	0.60 m ²	6.45 ft ²
Length/cube	3.00 lin. m	9.90 lin. ft
Qty/cube	3 units	3 units
Weight/cube	1450 kg	3190 lb

Code	Colour
16209044	Grey



Sold by piece
Can be double stacked
Production location St-Eustache





TECHNICAL INFORMATION

Product	Standard	Flexural Strength	Compressive Strength	De-icing salts freeze-thaw durability	Density	Absorption	Dimension Tolerance*
Grande Wall	ASTM C 1372	N/A	20.7 MPa	N/A	2000 kg/m ³	10.4%	Length: ±3.2 mm Width: ±3.2 mm Height: ±3.2 mm



Grande Wall

Corner Unit	Dimensions mm		Dimensions in.		Code	Colour	Typical Row
	200 x 500 x 1000		7 7/8 x 19 11/16 x 39 3/8		Standard		
	Weight/unit	213 kg	469 lb		16209045	Grey	
	Unit/area	3.33 units/m ²	0.31 unit/ft ²		Call for custom colour information Sold by piece Can be double stacked Production location St-Eustache		
	Qty/cube	6 units*	6 units*				
	Weight/cube	1278 kg	2811 lb				

* 6 units equal: 3 right units, 3 left units

Step 175	Dimensions mm		Dimensions in.		Code	Colour	Typical Row
	175 x 438 x 1000		6 7/8 x 17 1/4 x 39 3/8		Standard		
	Weight/unit	175 kg	386 lb		16202415	Grey	
	Length/cube	1.20 lin. m	19.68 lin. ft		16202416	Desert Grey	
	Qty/cube	6 units	6 units		16202417	Granite	
	Weight/cube	1070 kg	2358 lb		16202418	Onyx Brown	

Sold by piece
Can be double stacked
Production location St-Eustache

Capping 438	Dimensions mm		Dimensions in.		Code	Colour	Typical Row
	200 x 438 x 1000		7 7/8 x 17 1/4 x 39 3/8		Standard		
	Weight/unit	194 kg	427 lb		16200460	Grey	
	Unit/area	5.00 units/m ²	0.46 unit/ft ²		16201338	Desert Grey	
	Qty/cube	6 units	6 units		16201339	Granite	
	Weight/cube	1162 kg	2561 lb		16201340	Onyx Brown	

Sold by piece
Can be double stacked
Production location St-Eustache

Grande Wall - Custom Splitting



Custom splitting is available for corners at custom angles or for coping units at the end of a wall. **Splitting premium is in addition to the price of the unit being split.**

TECHNICAL INFORMATION

Product	Standard	Flexural Strength	Compressive Strength	De-icing salts freeze-thaw durability	Density	Absorption	Dimension Tolerance*
Grande Wall	ASTM C 1372	N/A	20.7 MPa	N/A	2000 kg/m ³	10.4%	Length: ±3.2 mm Width: ±3.2 mm Height: ±3.2 mm