

Grande Wedge® Standard Wall and Capping



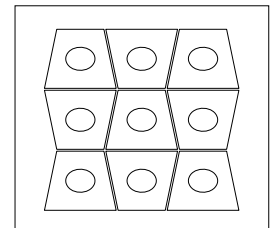
Standard Wall




	Dimensions mm	Dimensions in.
	200 x 312.5 x 380 - 250	7 7/8 x 12 5/16 x 14 15/16 - 9 7/8
Weight/unit	38 kg	83 lb
Unit/area	13.16 units/m ²	1.22 units/ft ²
Area/cube	2.74 m ²	29.50 ft ²
Length/cube	13.68 lin m	44.90 lin. ft
Qty/cube	36 units	36 units
Weight/cube	1353 kg	2978 lb

Code	Colour
	Standard
16200459	Grey
Call for custom colour information	
Sold by piece	
Production location St-Eustache	

Typical Row



Laying Pattern



Linear

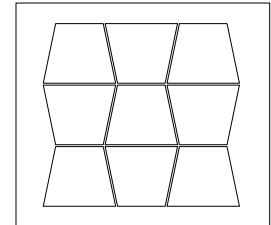
Capping



	Dimensions mm	Dimensions in.
	100 x 312.5 x 380 - 250	3 15/16 x 12 5/16 x 14 15/16 - 9 7/8
Weight/unit	21 kg	47 lb
Length/cube	23.94 lin. m	78.50 lin. ft
Qty/cube	63 units	63 units
Weight/cube	1329 kg	2978 lb

Code	Colour
	Standard
16200458	Grey
Call for custom colour information	
Sold by piece	
Production location St-Eustache	

Typical Row



TECHNICAL INFORMATION

Product	Standard	Flexural Strength	Compressive Strength	De-icing salts freeze-thaw durability	Density	Absorption	Dimension Tolerance*
Grande Wedge Standard Wall and Capping	ASTM C 1372	N/A	20.7 MPa	N/A	2000 kg/m ³	10.4%	Length: ±3.2 mm Width: ±3.2 mm Height: ±3.2 mm

Recommended Capping: Grande Wedge Capping Unit

Applications: Retaining Walls

Features: Wedge Units create a 1000 mm (3'3") outside radius without cutting - 4 Wedge units are required for a rounded 90° corner, 16 pcs for a full circle - Two thirds of all Wedge units in a bundle come double rock-faced for inside and outside curves. Engineering required for walls greater than 1.0 m (3.3 ft)