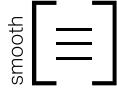





# Melville® Classic 80 Paver




	Dimensions mm		Dimensions in.		Code	Colour	Typical Row
						Standard	
	80 x 100 x 200		3 1/8 x 3 15/16 x 7 7/8		12054204	Grey	
Weight/unit	2.7 kg	5.95 lb					
Unit/area	50.00 unit/m <sup>2</sup>	4.57 unit/ft <sup>2</sup>					
Area/layer	1.10 m <sup>2</sup>	11.82 ft <sup>2</sup>					
<b>Area/cube</b>	<b>8.80 m<sup>2</sup></b>	<b>8 Rows</b>	<b>94.50 ft<sup>2</sup></b>				
Length/row	11.00 lin. m	36.10 lin. ft					
Length/cube	88.00 lin. m	288.80 lin. ft					
Weight/cube	1166 kg	2570 lb					


## Laying Patterns




Parquet




Herringbone



Herringbone 45°



Linear

 1 bag of sand covers approx. 65 ft<sup>2</sup>

## TECHNICAL INFORMATION

Product	Standard	Flexural Strength	Compressive Strength	De-icing salts freeze-thaw durability	Density	Absorption	Dimension Tolerance*
<b>Melville Classic 80 Paver</b>	CSA A231.2	N/A	μ 50 MPa ≥ 45 MPa	225 g/m <sup>2</sup> after 28 cycles 500 g/m <sup>2</sup> after 49 cycles	N/A	N/A	Length: -1.0 to +2.0 mm Width: -1.0 to +2.0 mm Height: ±3.0 mm

Setting of joint-filling sand: Cover the vibrating plate with a removable rubber tread (neoprene or polypropylene). Cover the snow removal tools with Teflon or neoprene protectors to minimize the risk of damage from scratches or concrete shards. Laying patterns: These laying patterns are by way of example only and represent only a few of many possibilities. Permacon shall not be responsible for the excess or shortage of pavers resulting from installation according to these laying patterns.