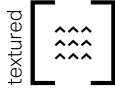




Porcelain Tiles

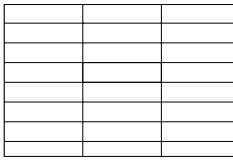
Mirage:

Noon

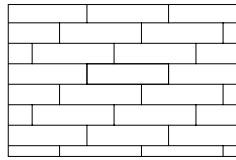


| | Dimensions mm | Dimensions in. | Code | Colour | Typical Row |
|---|----------------------------|---------------------------|------------------------------|-----------------|---|
|  | 20 x 300 x 1200 | 3/4 x 11 13/16 x 47 1/4 | | Standard |  |
| Weight/unit | 17 kg | 37 lb | 43755243 | Daylight | |
| Area/unit | 0.36 m ² | 3.88 ft ² | 43755244 | Ember | |
| Surface/box | 0.72 m ² | 7.75 ft ² | Sold by box of two units | | |
| Area/cube | 25.92 m² | 279 ft² | Production location Montreal | | |
| Qty/cube | 36 boxes | 36 boxes | | | |
| Weight/cube | 1208 kg | 2664 lb | | | |

Laying Patterns



Checkerboard



Linear

Mirage Porcelain Tiles are designated exclusively for pedestrian applications. Cover snow removal tools with Teflon or neoprene protectors to minimize the risk of damage from scratches. Laying patterns are for design purposes only. Permacon shall not be responsible for excess or shortage of material. Mirage Porcelain Tiles are not designed for installation on pedestals. Mirage spacers (70660258) - 35 spacers are required per 100 sq.ft. Additional details: See our landscaping installation guide on our website