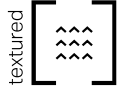



Wedgestone Wall

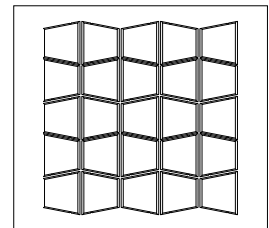
Available in Ottawa and Gatineau only



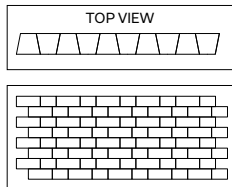
| Standard | Dimensions mm | Dimensions in. |
|---|-----------------------|------------------------------|
|  | 100 x 200 x 231 - 153 | 3 15/16 x 7 7/8 x 9 3/32 - 6 |
| Weight/unit | 9.27 kg | 20.04 lb |
| Unit/area | - | 4.00 units/ft ² |
| Area/cube | - | 37.20 ft ² |
| Length/cube | - | 113.60 lin. ft |
| Qty/cube | 150 units | 150 units |
| Weight/cube | 1390kg | 3064 lb |

| Code | Colour |
|-------------------------------|-------------------|
| | Standard |
| 16259334 | Desert Grey Blend |
| 16259335 | Granite Blend |
| Sold by - 25 pieces | |
| Production location Cambridge | |

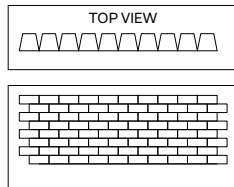
Typical Row



Laying Patterns



Pattern 1



Pattern 2

TECHNICAL INFORMATION

| Product | Standard | Flexural Strength | Compressive Strength | De-icing salts freeze-thaw durability | Density | Absorption | Dimension Tolerance* |
|------------------------|-------------|-------------------|----------------------|---------------------------------------|------------------------|------------|--|
| Wedgestone Wall | ASTM C 1372 | N/A | 20.7 MPa | N/A | 2000 kg/m ³ | 10.4% | Length: ±3.2 mm Width: ±3.2 mm Height: ±3.2 mm |

Applications: Retaining walls MAX 0.7 m (2'4")

Wallstone and Wedgestone Wall can be used separately or in combination for greater flexibility.

Features: Suitable for gravity or grid, vertical or setback, straight or curved walls. All Wedgestone Wall units come pre-split. Wedgestone Wall units are 100% double rock-faced and reversible for inside and outside curves. Units create a 600 mm (2') outside radius without cutting.

Tips: 4 Wedgestone Wall units are required for a rounded 90° corner, 16 pcs for a full circle.