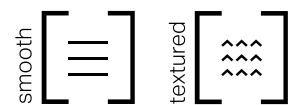





Accessories

- Savings on material thanks to longer sills, means less joints and less cuts
- High density concrete makes it more durable
- Flexibility and innovation in the design thanks to its chiselled and smooth finishes
- Choice of colours that can easily be matched with all products
- The sill matches the height of a max size brick (3.9 bricks/square foot) such as Melville Slik Brick and Cardin Brick




Dominion Jamb and Reversible Window Sill




Reversible Dominion Window Sill

Weight per cube (kg)	1471
Rows per cube	8
Qty per cube (unit)	64



145 mm x 75 mm x 914 mm	5 11/16" x 3" x 36"
-------------------------	---------------------



Dominion Jamb *New*

Weight per cube (kg)	1659
Rows per cube	7
Qty per cube (unit)	56



89 mm x 254 mm x 610 mm	3 1/2" x 10" x 24"
-------------------------	--------------------

Cardiff Window Sill



Smooth

Weight per cube (kg)	1253
Rows per cube	4
Qty per cube (unit)	48



150 mm x 79 mm x 948 mm	5 7/8" x 3 1/8" x 37 3/8"
-------------------------	---------------------------

Chiselled

Weight per cube (kg)	1374
Rows per cube	4
Qty per cube (unit)	48



150 mm x 79 mm x 948 mm	5 7/8" x 3 1/8" x 37 3/8"
-------------------------	---------------------------

