

# Grande Wedge<sup>®</sup> Standard Wall and Capping



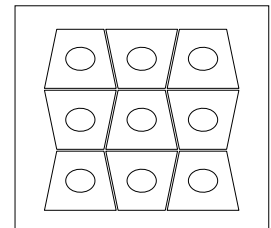
## Standard Wall




	Dimensions mm	Dimensions in.
	200 x 312.5 x 380 - 250	7 7/8 x 12 5/16 x 14 15/16 - 9 27/32
Weight/unit	38 kg	83 lb
Unit/area	13.16 units/m <sup>2</sup>	1.22 units/ft <sup>2</sup>
Area/cube	2.74 m <sup>2</sup>	29.50 ft <sup>2</sup>
Length/cube	13.68 lin. m	44.90 lin. ft
<b>Qty/cube</b>	<b>36 units</b>	<b>36 units</b>
Weight/cube	1353 kg	2978 lb

Code	Colour
16200459	Grey
<b>Standard</b>	
Call for custom colour information	
Sold in full cubes	
Production location Cambridge	

## Typical Row



## Laying Pattern



Linear

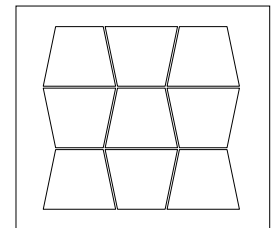
## Capping



	Dimensions mm	Dimensions in.
	100 x 312.5 x 380 - 250	3 15/16 x 12 8/32 x 14 15/16 - 9 27/32
Weight/unit	21 kg	47 lb
Length/cube	23.94 lin. m	78.50 lin. ft
<b>Qty/cube</b>	<b>63 units</b>	<b>63 units</b>
Weight/cube	1329 kg	2978 lb

Code	Colour
16200458	Grey
<b>Standard</b>	
Call for custom colour information	
Sold in full cubes	
Production location Cambridge	

## Typical Row



## TECHNICAL INFORMATION

Product	Standard	Flexural Strength	Compressive Strength	De-icing salts freeze-thaw durability	Density	Absorption	Dimension Tolerance*
<b>Grande Wedge Standard Wall and Capping</b>	ASTM C 1372	N/A	20.7 MPa	N/A	2000 kg/m <sup>3</sup>	10.4%	Length: ±3.2 mm Width: ±3.2 mm Height: ±3.2 mm

**Recommended Capping:** Grande Wedge Capping Unit

**Applications:** Retaining Walls

**Features:** Wedge Units create a 1000 mm (3'3") outside radius without cutting - 4 Wedge units are required for a rounded 90° corner, 16 pcs for a full circle - Two thirds of all Wedge units in a bundle come double rock-faced for inside and outside curves. Engineering required for walls greater than 1.0 m (3.3 ft)