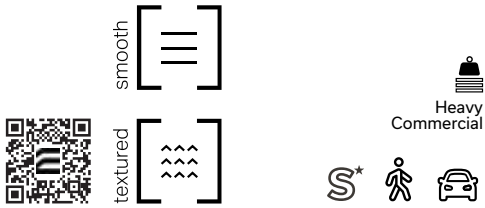


Boulevard 500 Paver



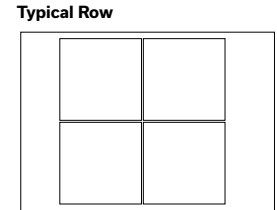
is	Colour	
	smooth	textured
	White - Smooth	
	Cinder Grey - Smooth	
	Charcoal - Smooth	
	Light Charcoal - Smooth	
	Black ETX - Smooth	
	Light Grey - Smooth	
	Beige Grey - Smooth	
	Beige - Smooth	

te	Colour	
	smooth	textured
	Cinder Grey - Granitech	
	Light Charcoal - Granitech	
	Charcoal - Granitech	
	Light Grey - Granitech	
	Beige Grey - Granitech	
	Beige - Granitech	
	Opal White - Granitech	
	Stanstead Grey - Granitech	
	Cambrian Brown - Granitech	
	Cambrian Black - Granitech	

	500 x 500		
	Dimensions mm	Dimensions in.	
		100 x 500 x 500	4 x 19 11/16 x 19 11/16
	Unit/area	4 units/m ²	0.37 units/ft ²
Cube ft ²	64.5	10.75 per row	

Mass/ft ²	22.33 kg	49.13 lb
Mass/ft ²	23.63 kg	51.99 lb
Mass/ft ²	28.83 kg	63.40 lb

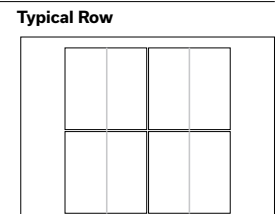
Sold separately



	500 x 500 1/2 Pattern		
	Dimensions mm	Dimensions in.	
		100 x 500 x 500	4 x 19 11/16 x 19 11/16
	Unit/area	4 units/m ²	0.37 units/ft ²
Cube ft ²	64.5	10.75 per row	

Mass/ft ²	22.33 kg	49.13 lb
Mass/ft ²	23.63 kg	51.99 lb
Mass/ft ²	28.83 kg	63.40 lb

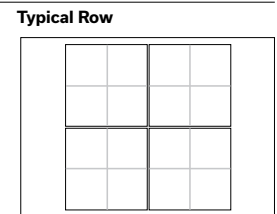
Sold separately



	500 x 500 1/4 Pattern		
	Dimensions mm	Dimensions in.	
		100 x 500 x 500	4 x 19 11/16 x 19 11/16
	Unit/area	4 units/m ²	0.37 units/ft ²
Cube ft ²	64.5	10.75 per row	


Mass/ft ²	22.33 kg	49.13 lb
Mass/ft ²	23.63 kg	51.99 lb
Mass/ft ²	28.83 kg	63.40 lb

Sold separately



Boulevard 500 Paver - cont'd

500 x 500
Motif 1/16

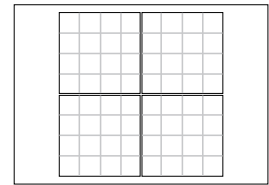


	Dimensions mm	Dimensions in.
	100 x 500 x 500	4 x 19 11/16 x 19 11/16
Unit/area	4 units/m ²	0.37 units/ft ²
Cube ft ²	64.5	10.75 per row

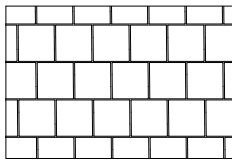
Mass/ft ²	22.33 kg	49.13 lb
Mass/ft ²	23.63 kg	51.99 lb
Mass/ft ²	28.83 kg	63.40 lb

Sold separately

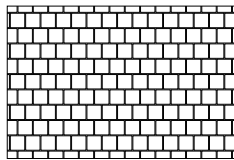
Typical Row



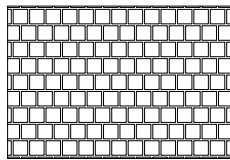
Laying Patterns



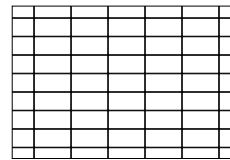
Linear




Linear




Linear




Checkerboard



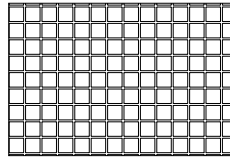
Checkerboard



Checkerboard



Checkerboard



Checkerboard

TECHNICAL INFORMATION

Product	Standard	Flexural Strength	Compressive Strength	De-icing salts freeze-thaw durability	Density	Absorption	Dimension Tolerance*
Boulevard 500 Paver							
500 x 500							
500 x 500 - 1/2 pattern	CSA A231.2	N/A	μ 50 MPa	225 g/m ² after 28 cycles	N/A	N/A	Length: -1.0 to +2.0 mm
500 x 500 - 1/4 pattern			≥ 45 MPa	500 g/m ² after 49 cycles			Width: -1.0 to +2.0 mm
500 x 500 - 1/16 pattern							Height: ±3.0 mm

Setting of joint-filling sand: Cover the vibrating plate with a removable rubber tread (neoprene or polypropylene). Cover the snow removal tools with Teflon or neoprene protectors to minimize the risk of damage from scratches or concrete shards. Laying patterns: These laying patterns are by way of example only and represent only a few of many possibilities. Permacon shall not be responsible for the excess or shortage of pavers resulting from installation according to these laying patterns.