

RB Wall

Available in Ottawa and Gatineau only



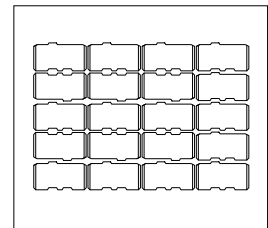
Standard



	Dimensions mm	Dimensions in.
	150 x 300 x 200	5 29/32 x 11 13/16 x 7 7/8
Weight/unit	20.4 kg	45 lb
Unit/area	-	3.10 unit/ft ²
Area/cube	-	19.40 ft ²
Length/cube	-	39.40 lin. ft
Qty/cube	60 units	60 units
Weight/cube	1224 kg	2698 lb

Code	Colour
	Standard
16259289	Grey
16259287	Desert Grey Blend
16259288	Granite Blend
16251887	Sierra Black
Sold by piece	
Can be double stacked	
Production location Cambridge	

Typical Row



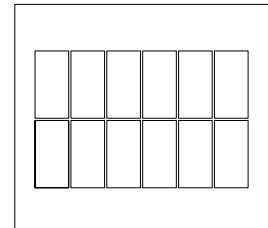
Corner




	Dimensions mm	Dimensions in.
	150 x 300 x 200	5 29/32 x 11 13/16 x 7 7/8
Weight/unit	20.94 kg	46.20 lb
Area/unit	-	0.81 ft ²
Qty/cube	36 units	36 units
Weight/cube	754 kg	1664 lb

Code	Colour
	Standard
16259283	Grey
16259281	Desert Grey Blend
16259282	Granite Blend
16251886	Sierra Black
Sold by piece	
Can be double stacked	
Production location Cambridge	

Typical Row



Laying Pattern



Linear

TECHNICAL INFORMATION

Product	Standard	Flexural Strength	Compressive Strength	De-icing salts freeze-thaw durability	Density	Absorption	Dimension Tolerance*
RB Wall	ASTM C 1372	N/A	20.7 MPa	N/A	2000 kg/m ³	10.4%	Length: ±3.2 mm Width: ±3.2 mm Height: ±3.2 mm

Applications: Retaining walls MAX 1,0 m (3.3 ft). Steps. Additional details: See our landscaping installation guide on our website.

Features: Most RB Wall component units come split. Corner units are sold as single, pre-split units.

Tips: Build vertical walls by knocking off back half of each of the two ribs on top of the block using a hammer and chisel.

RB 24 inch Wall Capping

Available in Ottawa and Gatineau only



Pre-Split

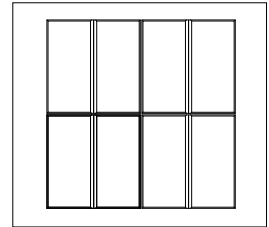


	Dimensions mm	Dimensions in.
	75 x 300 x 610	2 15/16 x 11 7/8 x 24
Weight/unit	29.75 kg	65.56 lb
Unit/area	-	2.00 units/ft ²
Length/cube	-	64.0 lin. ft
Qty/cube	32 units	32 units
Weight/unit	952 kg	2098 lb

Code	Colour
	Standard
16251369	Grey
16251367	Desert Grey Blend
16251368	Granite Blend
16251874	Sierra Black

Sold in 8 pieces
Can be double stacked
Production location Cambridge

Typical Row



Capping and Steps

TECHNICAL INFORMATION

Product	Standard	Flexural Strength	Compressive Strength	De-icing salts freeze-thaw durability	Density	Absorption	Dimension Tolerance*
RB 24-inch Wall Capping	ASTM C 1372	N/A	20.7 MPa	N/A	2000 kg/m ³	10.4%	Length: ±3.2 mm Width: ±3.2 mm Height: ±3.2 mm

Additional details: See our landscaping installation guide on our website.