




Melville® Aqua Pavers

-  **Pedestrian** - Designed to withstand pedestrian traffic
-  **Vehicular** - Designed to withstand car traffic
-  **Permeable** - Designed to allow runoff to pass through



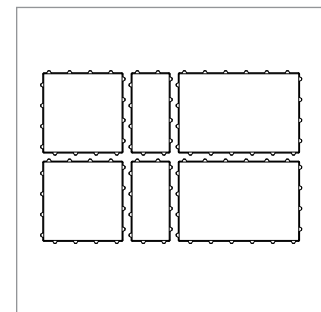
Melville® Aqua Pavers

	Dimensions (mm)	Dimensions (in)
A	80 x 380 x 190	3 1/8 x 15 x 7 1/2
B	80 x 380 x 380	3 1/8 x 15 x 15
C	80 x 380 x 570	3 1/8 x 15 x 22 7/16
Weight/unit (avg.)	25 kg	56 lb
Units/area (avg.)	6.94 units/m ²	0.64 units/ft ²
Area/layer	0.88 m ²	9.33 ft ²
Area/cube	7.80 m²	9 Rows 83.97 ft²
Length/layer (1)	2.28 lin. m	7.48 lin. ft
Length/cube (1)	20.52 lin. m	67.32 lin. ft
Weight/cube	1399 kg	3085 lb

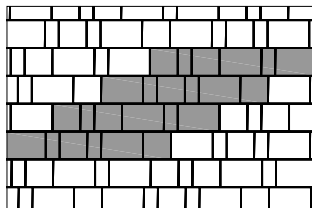
Colours

Codes	Colours
PRESTIGE COLOURS	
10551038	Range Amber Beige
10551036	Range Scandina Grey
STANDARD COLOURS	
10551037	Range Newport Grey

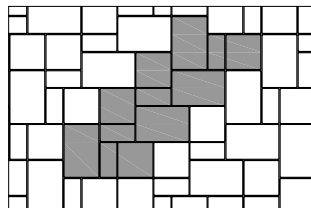
Typical row



Laying Patterns



LINEAR PATTERN



MODULAR PATTERN

Notes

Setting of joint-filling sand: Cover the vibrating plate with a removable rubber tread (neoprene or polypropylene).

Cover the snow removal tools with Teflon or neoprene protectors to minimize the risk of damage from scratches or concrete shards.

Recommended stone to be put in joints - DSTM #8, 9, 10 depending on paver gap.

Laying patterns: These laying patterns are by way of example only and represent only a few of many possibilities. Permacon shall not be responsible for the excess or shortage of pavers resulting from installation according to these laying patterns.