



PERMACON

Suretouch^{MC}



The only stone for
energy-efficient
exterior renovation

Why Choose **Suretouch** for your home exterior?

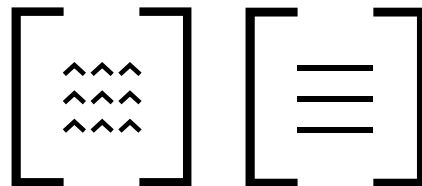
- > Ideal for a stone appearance with **no foundation** required
- > The only exterior renovation product that looks like **natural stone**
- > Exterior **soundproofing** to reduce outdoor noise

Adds **insulation** up to R 13.5





Reduced energy costs thanks to R-13.5 insulation



Modern, trendy stone options with SMOOTH and TEXTURED finishes



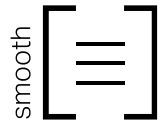
Made entirely in Canada



50 year Permacon warranty



VIRTUO COLLECTION




- 01** Range Newport Grey
- 02** Range Scandina Grey





DURHAM COLLECTION



01



02



03

01 Range Margaux Beige

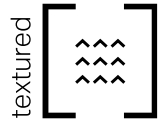
02 Range Chambord Grey

03 Range Newport Grey





MORENCY COLLECTION



- 01 Range Margaux Beige
- 02 Range Newport Grey



3

simple steps


The **Suretouch** masonry system is easy to install, offering a wide range of creative and aesthetic possibilities.

This unique, cutting-edge modular system allows you to enhance the overall appearance of your home's cladding. Simple installation, flawless results. Learn more by watching the installation videos on our website.

Premolded polystyrene insulation panels that are attached to the house frame with Suretouch stainless steel anchors

Different sizes of stones that are easily inserted into the panels

Add mortar to finish the installation



1



APPLY THE PANELS

Screw the premolded insulation panels to the building frame using stainless steel screws and anchors. The anchors that extend beyond the panel at the joints will later be finished with mortar.

2



INSERT THE STONES

Insert the stones into the insulated panel cells.

3



JOINT THE STONES

Use a mortar bag to inject the mortar between the stones to secure them in place. All that's left is to smooth the joints, remove any excess mortar, and step back to admire your work.

Visit our [website](#) for more information.

- Watch our installation videos
- Download our installation guide
- Find an installer
- Find out where to purchase **Suretouch** products





PERMACON
SuretouchSM

CCMC
EVALUATION
13302-R